

› Product Guide – Carriers & Racks

2019





➤ Bring your life

Whether it's exploring spectacular nature in the great outdoors or travelling the world with family and friends, we all have a passion for enjoying an active life.

At Thule, we share your desire to spend more time enjoying our passions – which means less time worrying about how to bring all the stuff we need. For 75 years, we have been totally focused on developing smart, stylish products that are environmentally sound, high quality, safe, and easy to use.

Wherever your passion takes you, whatever you´re bringing. With Thule products, you're free to live your active life to the full.

05



Roof Racks

The perfect base for extra cargo.

How to buy a Thule roof rack 06

One roof rack – a thousand possibilities 07

Roof Racks 08

Professional 24

85



Water Sport Racks

From kayaks and canoes to surfboards.

Kayak & Canoe Racks 87

Surf Board and SUP Racks 95

29



Bike Racks

One or more bikes, on the roof or at the back.

Roof-mounted Bike Racks 31

Towbar-mounted Bike Racks 41

Rear Door-mounted Bike Racks 53



59



Boxes & Baskets

Extra space for luggage and outdoor gear.

Roof Boxes 61

Roof Baskets 78

Rear-mounted Cargo 80

101



Winter Sport Racks

Racks for all types of skis and snowboards.

Roof-mounted Ski Racks 103

112

Technical Specifications



› Roof Racks

It all starts with a Thule roof rack. With our roof rack systems it is easier than ever before to find the ideal roof rack for your needs.

How to buy a Thule roof rack

Our roof rack systems are a starting point for carrying the extra special gear that lets you live your passions. We have made it easy to find a solution that fits your car and your needs. Just start by asking yourself – maximum loading area or a streamlined design?

With a Thule roof rack, you're all set to head off on your adventures and make sure you have everything you want with you. The car configurator at thule.com helps you find the right system for your car – check your custom fit there or at your Thule dealer.

Installing a Thule roof rack on your car roof is now quicker and easier than ever before. The Mounting Tutorial on thule.com is a vital part of the process, helping you get a great start to your adventures with our roof racks. It is a part of our commitment to usability at every step of the way.

Check your custom fit at thule.com or at your Thule dealer.



One roof rack – a thousand possibilities

Constantly aiming at staying one step ahead, and working closely together with the car industry, Thule offers two main roof rack lines: Thule Evo and Thule Edge.

Thule Evo – maximized loading area

Thule Evo is a highly flexible aerodynamic roof rack system that provides an exceptionally quiet ride, a maximized loading area, and easy installation of accessories. It is made for consumers who want variable load bar options.

Thule Edge – sleek, streamlined design

Thule Edge has a low profile that perfectly complements the car's roofline. The streamlined design of Thule Edge also makes it the ideal solution for keeping the rack on the car even when it's not in use. Combining high performance with a sleek fit, the design of Thule Edge is close to perfection.

High-quality roof racks with great features

Our roof racks share many essential features.

Load capacity – high load capacity on all roof racks.

Quick Installation – both when assembling the roof rack on your car and when installing accessories or other carriers (bike, winter/water) on the rack.

Safe – tested to the limit and beyond. With a Thule roof rack, you get quality all the way.

Thule Evo



Thule Edge



Roof Racks - Line at-a-Glance

Thule Evo Line-up

For a maximized loading area

New



Thule Evo Clamp

For cars without pre-existing roof rack attachment points or factory-installed racks.



Normal roof



Thule Rapid System 754

For cars without pre-existing roof rack attachment points or factory-installed racks.



Normal roof



Thule Evo Raised Rail

For cars with raised railings.



Roof rails

New



Thule Rapid System 753, 7531

For cars with pre-installed fixation points or flush railings.



Flush rails

Fixed points



Thule Rapid System 751, 7511

For cars with pre-installed fixation points.



Fixed points

T-track

Roof Racks - Line at-a-Glance

Thule Edge Line-up

For a sleek, streamlined design



Thule WingBar Edge

For cars with raised railings.

958X Aluminium

958XB Black



Roof rails



Thule WingBar Edge

For cars with pre-installed fixation points or flush railings.

959X Aluminium

959XB Black



Flush rails

Fixed points



Thule Rain Gutter 951

Roof rack feet for cars with rain gutters and raised roofs.



Rain gutter



Thule SmartRack

For cars with raised railings.



Roof rails



Thule SmartRack

For cars with raised railings.



Roof rails



Roof Racks/Load bars - Line at-a-Glance



New

Thule WingBar Evo

711X Aluminium 711XB Black



New

Thule SquareBar

711X Black



Thule SlideBar

89X Aluminium



Thule ProBar

39X Aluminium



Roof Racks

Roof Racks Thule Evo

Made for flexibility and ease of use


Thule Evo is an aerodynamic roof rack system that provides an exceptionally quiet ride, a maximized loading area on top of the car, and an easy installation of accessories. It allows you to choose from a variety of loadbar options such as Thule SlideBar, Thule SquareBar or Thule ProBar – providing flexibility and ease of use in all situations.

Cargo box one day, water sports rack the next? With Thule Evo, whatever you transport is safely and quickly secured. The ergonomic torque limiter key provides tactile feedback once correct assembly force is applied – a small but significant detail that ensures a secure fit and simplifies your active life.

Roof racks made easy so that you can focus on doing what you love the most.

Thule Evo Clamp

Thule Evo Raised Rail



Roof Racks Thule Evo Clamp

New kit bracket made of high-strength steel, reducing the thickness from 2,0mm to 1,5 mm

Easy assembled, thanks to the click-in part of the kit

Safely secured with the ergonomic torque limiter key, providing tactile feedback to the user once correct assembly force is applied

Unique design with Thule's patented clamping technology for a single attachment point, securing both foot to roof and system to car

Ease of use thanks to front facing adjustment for positioning foot to load bar



City Crash Tested and TÜV approved foot system for loads up to 75 kg

7105
Black



New

Roof Racks



CITY CRASH
Complies with ISO norm

Roof Racks

Thule Evo Raised Rail

New



Improved compact design that enables a 98% fit of all raised railing cars

Optimal fit thanks to the protective rubber sealing

Quick installation thanks to the grip-friendly screw for manual pre-adjustment of the foot

Safely secured with the ergonomic torque limiter key, providing tactile feedback to the user once correct assembly force is applied



City Crash Tested and TÜV approved foot system for loads up to 100 kg

7104 Black



Roof Racks



Thule Rapid System 753, 7531

For cars with pre-installed fixation points or flush railings.

FEATURES

- Easy-to-install foot for Thule Evo roof racks, for vehicles with flush railings or pre-installed fixation points.
- Load carrier feet for Thule Evo roof rack system
- Foot installs easily onto vehicles with flush railings
- Secures to vehicle with Thule One-Key locks (included)
- Check the Thule Buyer's Guide to find out which roof rack fits your car



Thule Rapid System 751, 7511

For cars with pre-installed fixation points.

FEATURES

- Easy-to-install foot for Thule Evo roof racks, for vehicles with integrated fixed points, T-profile, or custom install rack attachment points.
- Load carrier feet for Thule Evo roof rack system
- Foot installs easily onto vehicles with integrated fixed points, T-profile, or custom install rack attachment points
- Secures to vehicle with Thule One-Key locks (included)
- Check the Thule Buyer's Guide to find out which roof rack fits your car



Thule Rain Gutter 951

Roof rack feet for cars with rain gutters and raised roofs.

FEATURES

- Robust and easy-to-use roof rack for cars with rain gutters



Thule SmartRack

A complete packed universal railing rack.

FEATURES

- An easy to use roof rack with all components included in the package
- Complete pack, including 4 feet and 2 bars
- The rubber lining protects the surface of the railing from scratching
- Lockable with the help of a special tool, included in the package

794 Aluminium
795 Aluminium

784 Black
785 Black





Roof Racks Thule Edge



- 958X Aluminium
- 958XB Black

Thule WingBar Edge

Low-profile, aerodynamic roof rack system for an exceptionally quiet ride, easy installation of accessories, and an integrated design.

FEATURES

- Includes easy-to-install load carrier feet and Thule WingBar Edge load bars
- WindDiffuser technology disturbs airflow to reduce noise and drag for improved fuel economy
- BoxBeam internal structure creates an exceptionally strong load bar
- Secures to vehicle with Thule One-Key locks (included)
- Cars with sun roof: Due to the racks' low fit on the vehicle, it may not be possible to open the sun roof when the racks are installed. Please check clearance before opening your sun roof
- The selected load bar width, feet and fit kit are specifically adapted for your vehicle
- City Crash Tested and TÜV approved foot system for loads up to 75 kg



2013 ■



- 959X Aluminium
- 959XB Black

Thule WingBar Edge

Low-profile, aerodynamic roof rack system for an exceptionally quiet ride, easy installation of accessories, and an integrated design.

FEATURES

- Includes easy-to-install load carrier feet and Thule WingBar Edge load bars
- WindDiffuser technology disturbs airflow to reduce noise and drag for improved fuel economy
- BoxBeam internal structure creates an exceptionally strong load bar
- Secures to vehicle with Thule One-Key locks (included)
- Cars with sun roof: Due to the racks' low fit on the vehicle, it may not be possible to open the sun roof when the racks are installed. Please check clearance before opening your sun roof
- The selected load bar width, feet and fit kit are specifically adapted for your vehicle
- City Crash Tested and TÜV approved foot system for loads up to 75 kg



2013 ■




Roof Racks

Thule WingBar Evo

Easier install of accessories

Evolved to simplify your active life. Thule WingBar Evo is the upgraded version of our iconic roof rack. It is now quipped with our unique Quick Access interface, which makes it quicker than ever before to install accessories. The advanced aerodynamic shape combined with our innovations Trail Edge™ and WindDiffuser™ minimizes noise and improves fuel efficiency.

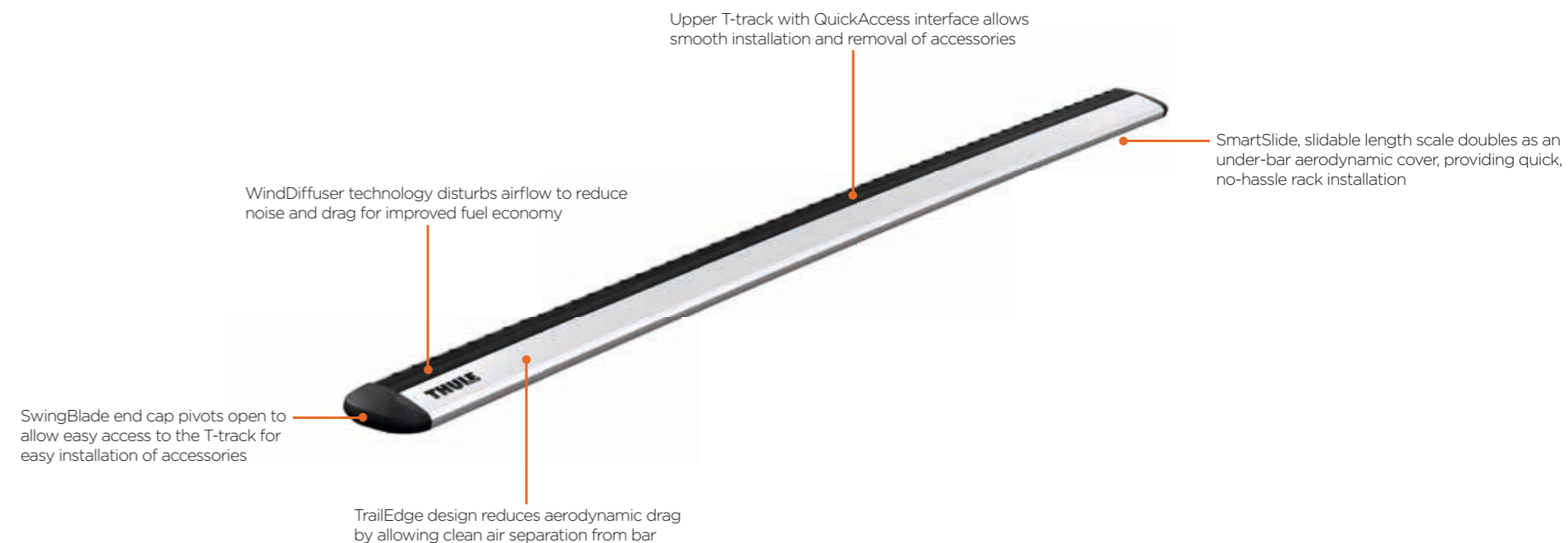
Roof racks made easy so that you can focus on doing what you love the most.



Roof Racks

Thule WingBar Evo

The next generation of Thule WingBar for quicker install of accessories.



108 cm	118 cm	127 cm	135 cm	150 cm
711100 Aluminum	711200 Aluminum	711300 Aluminum	711400 Aluminum	711500 Aluminum
711120 Black	711220 Black	711320 Black	711420 Black	711520 Black



New

Roof Racks

Roof Racks/Load bars

New



71X
Black

Thule SquareBar

Classic corrosion-resistant steel square bars with black polymer coating.

FEATURES

- Available in 5 lengths from 108-150 cm



89X
Aluminium

Thule SlideBar

The unique, premium load bar with bi-directional sliding functionality, for easiest possible loading.

FEATURES

- Bi-directional sliding (60 cm in each direction), for easiest loading of bulky load on car roof
- One-hand release functionality with rubberized grip-panels for most ergonomic user interface
- Maximum user security through snap-lock functionality and colour indications for open and closed position
- City Crash approved for 100 kg according to ISO Norm



Roof Racks - Accessories



Thule Strap Organiser

Gets your strap in order in no time. A sturdy strap is included in the product (274 cm, 400 cm).



Thule Straps

Sturdy straps for safe transport (275 cm, 400 cm, 600 cm). (Single or set of 2)



New

Thule One-Key System

4504/4506/4508/4512/4516 - Replace all lock cylinders on your Thule products and use the same key for all.



Roof Racks Professional

Accessories for tough conditions

Our professional accessories have been developed specifically for professional use under tough conditions. Bring your tools and everything you need for a full work day on the move.

Each component and selected material is thoroughly researched and tested – and ready for heavy-duty action. The result is flexible and time-saving accessories, capable of meeting your unique requirements safely and easily for a long time to come.



Roof Racks/Professional - Load bars



Thule ProBar

The heavy-duty load bar with a unique tri-slot design for fitting of multiple accessories.

FEATURES

- The tri-slot design gives great flexibility and opens up the possibility of combining a range of different load accessories that can be used independently of each other or in combination
- In the top track, you can for example fit the Thule Load Stop, Thule Ladder Tilt, Thule Ladder Holder etc. You mount the accessories in just a few seconds. Just slide it in and lock in place
- In the rear track you can easily alter between Thule Roller, Thule Foldable Load Stop and Thule Eye bolt. Or let them be mounted together! This gives you the top of the Thule ProBar free for your load
- Tested and approved to take a hefty 50 kg load on each bar, meaning a total of 200 kg if you have four bars mounted

39X
Aluminium



Roof Racks/Professional - Accessories



Thule Ladder Tilt

311 - The ladder carrier that saves your back and your time.



Thule Awning

326 - Don't let the weather stop you from working.



Thule Conduit Box

3171 - Keeps and protects your pipes in the safest possible way.



Thule Conduit Box Midwall

3181 - An accessory to the Thule Conduit Box 3171 making it easy to separate and access short and long pipes.



Thule Front Stop

321 - For safe roof transportation of loads up to 6 metres long. Needs to be combined with Thule Side Profile 322 to create the length you need.



Thule Side Profile

322 - Modular side profiles, to customize the length of the Thule Front Load Stop System to fit each vehicle. Needs to be combined with Thule Front Stop 321.

Roof Racks/Professional - Accessories



Thule Load Stop

314 - Robust and functional load stop that keeps the load firmly in place and prevents it from sliding. (Set of 2)



Thule Fold Down Load Stop

315 - Unique, patented load stop that simply folds out of the way when loading, unloading or when not in use. (Set of 2)



Thule Load Stop High

502 - Sturdy load stop developed in partnership with skilled and demanding craftsmen, 25 cm high. (Set of 4)



Thule Load Stop Low

503 - Sturdy load stop developed in partnership with skilled and demanding craftsmen, 9 cm high. (Set of 4)



Thule Ladder Carrier

330 - Easily handled ladder carrier with a unique ladder fixing, for quick and easy loading and unloading. (Set of 2)



Thule Ladder Carrier

548 - For easily and securely loading and attaching a ladder to your roof rack. (Set includes 3 holders + 1 tightening module)



Thule Ladder Step Adapter

310 - To use for carrying ladders when the distance between the steps/pins do not correspond with the attachment points of the ladder carrier.



Thule Eye Bolt

320 - Secure your load by using the Thule Eye Bolt and the Thule Ratchet Tie Down. (Set of 2)



Thule Roller

334/335 - Makes it very easy to load up ladders, planks and other long objects from the rear of the vehicle.



Thule Ratchet Tie Down

323 - Ensures speedy and secure fastening of loads, from ladders to planks. (Set of 2)



Thule Strap Winch

552 - Strap and load-stop all in one. (Set of 2)





› Bike Racks

With a car bike rack, take your bikes anywhere you want – quickly, easily, and safely. Let us help you find the ideal one.



Martin Söderström

"Since the day I got my first mountainbike all I've been able to think about is how to get better."



SPORT
Mountainbike

YEAR OF BIRTH
1990

FAMILY
Mother, father, sister

ACHIEVEMENTS
2 times 2nd FMB
World Tour overall

BEST PLACE ON EARTH
Sweden, Alaska
and Malaga

Martin's Choice

Thule UpRide



Roof-mounted Bike Racks - Line at-a-Glance

Upright



Thule UpRide

599 Aluminium



Thule ProRide

598 Aluminium 598B Black



Thule FreeRide

532 Silver Gray

Fork-Mount



Thule ThruRide

565 Aluminium



Thule OutRide

561 Aluminium

Roof-mounted Bike Racks

Thule UpRide

Maximum frame protection and universal fit

Thule UpRide ticks all the right boxes for bike riders who want to take great care of their bikes but quickly and easily too: It offers great protection for your bike frame, will hold virtually all types of bikes, and is foolproof to load and secure. All without having to remove your bike's front wheel.

Thule UpRide is designed to securely hold your bike by grabbing the front wheel only, while a ratcheting wheel strap secures the back wheel to the tray. With no parts of the bike rack making contact with your frame, Thule UpRide is ideal for bikes with carbon frames or other sensitive frames, mountain bikes, and more. The versatile design also means that you can bring virtually any styles and sizes of bike regardless of frame design, brake system, suspension, or wheel size. Thule UpRide can accommodate bikes from 20" to 29", with wheelbases up to 1240 mm and tires up to 3" (or even up to 5", by adding a separate adapter), and weighing up to 20 kg.

Load your bike in seconds

Mounting Thule UpRide on your car is quick, easy, and secure, on either side of your car roof. Since all loading operations are made close to rooftop level, the bike rack is convenient to use on any vehicle for bikers of all heights. To secure against theft, the bike rack can be locked to the car, and the bike can be locked to the bike rack with an integrated cable lock.

+ Add to your Thule UpRide



Thule UpRide Fatbike Adapter
5991 - An adapter for Thule UpRide to enable transport of fatbikes.



Thule Bike Rack Around-the-Bar Adapter
8898 - An around-the-bar adapter for fitting your Thule bike rack on square bars, round aluminum load bars, and most other load bars on the market.



Roof-mounted Bike Racks

Thule UpRide

Universal upright bike rack with no frame contact, for fast and secure mounting and maximum frame protection.



599
Aluminium



Roof-mounted Bike Racks

Thule ProRide

Iconic bike rack

With its combination of convenience, stability, and smart design, it's no wonder Thule ProRide has become the number one choice for bike riders across the globe. You simply won't find a better or more secure way to transport your bike.

Convenient and smart

Ease of use and reliability in every detail are key. From the easy mounting of the bike rack – on either side of the car roof – to the automatic positioning when you load your bike. Thule ProRide carries most types of bike up to 20 kg and with a specific accessory, it's even possible to transport fatbikes. With Thule ProRide, you quickly load and unload your bike – and off you go on the bike trail.

Secure and stable

Loading and securing is effortless because Thule ProRide offers immediate stability when you place your bike onto the bike rack. The brand new torque limiter dial also ensures that the bike is secured correctly by controlling the force that goes into the bike frame. Frame-friendly, soft claw pads adapt to the bike frame and spread the pressure, minimizing the risk of frame damage and incorrect mounting. The claw's extended lower jaw clasps the frame, preventing the bike from falling during mounting as well as adding security during transport.


+ Add to your Thule ProRide



Thule ProRide Fatbike Adapter
5981 - Upgrade kit for carrying fatbikes on the Thule ProRide 598 bike rack (wheel size 3-5").



Thule Carbon Frame Protector
984 - An adapter to enable safe transport of bikes with carbon frames.



Roof-mounted Bike Racks

Thule ProRide

Upright bike rack for the quickest, most convenient mounting – for bikes up to 20 kg.

Safe mounting – your bike is prevented from falling thanks to the claw's extended lower jaw

Pressure is spread via large, soft claw pads that adapt to your bike's frame tubes – minimizing the risk of frame damage

Stable wheels firmly fixed in smartly designed wheel holders with diagonal quick-release wheel straps

Quick and easy bike securing – the torque limiter dial controls the force going into the bike frame with a clear sign of correct mounting

Easy, tool-free interface for switching bike rack from one side of your car to the other



598 Aluminium
598B Black



Roof-mounted Bike Racks

Thule ThruRide

Smart, simple, and secure thru-axle bike rack

Thule ThruRide fork-mount bike rack makes loading your thru-axle bike easy and secure, without the need for any extra adapters. Loading is simple from the start, allowing you to mount the front thru-axle on the ground before lifting and loading the bike on the bike rack. Once you've placed the axle in the wide-jaw clamp, you adjust the precision dial to fine-tune the grip before closing the throw-hood. This ensures a firm and secure grip on your bike without the risk of damage to the fork. The rear-wheel cradle can be slid along the length of the rack to accommodate different bike lengths. The wheel is held securely in place thanks to a ratcheting strap with padding to protect the wheel rim.

Versatile

With an ever-expanding range of bikes with thru-axles, the Thule ThruRide is a safe bet for anyone who wants to transport their thru-axle bike on the car roof. This versatile bike rack fits the complete range of thru-axles – any diameter from 12 mm to 20 mm – and also fits 9 mm quick-release hubs together with the included adapter. The sliding rear-wheel cradle adds to the bike rack's versatility, accommodating wheelbases up to 48" and tires up to 3".

+ Add to your Thule ThruRide



Thule ThruRide 9 mm Adapter

5651 - 9 mm quick release locking skewer accessory for Thule ThruRide to make the bike rack lockable to bike.



Thule Wheel Bag XL

563 - Specially designed, high-quality bag for the front wheel.



Roof-mounted Bike Racks

Thule ThruRide

The fork-mount bike rack designed to fit thru-axles without extra adapters.



Easier bike loading thanks to expanding wide-jaw clamp that accommodates a bike's thru-axle with no loose parts

One-handed throw-hood damping fits 12 mm to 20 mm thru-axles and 9 mm quick-release hubs (with included adapter)

Ergonomic precision dial ensures a secure grip by optimizing clamping pressure on thru-axles

T-track adapters (20x20 mm) are included for mounting on Thule WingBar Edge, Thule WingBar Evo and Thule SlideBar



565 Aluminium



Roof-mounted Bike Racks



561
Aluminium

Thule OutRide

The sleek, light and convenient fork-mount bike rack for the professional look and feel.

FEATURES

- Easily adjustable snap-on fastener for quick mounting of the fork
- Also for bikes equipped with disc brakes and 20 mm thru axles (adapter included)
- Quick-release strap for rear wheel (adjustable for different wheel sizes)
- The maximum allowed weight per bike is 17 kg
- This bike rack is pre-assembled, no tools are required
- Locks the bikes to the bike rack and the bike rack to the roof racks (locks included)
- T-track adapters (20x20 mm) are included for mounting on Thule WingBar Edge, Thule WingBar Evo and Thule SlideBar
- Fulfills the City Crash norm



532
Silver Gray

Thule FreeRide

The functional and easy to use bike rack fulfilling all basic needs.

FEATURES

- Frame holder with quick-lock, fits most frame sizes up to 80 mm
- Quick-release straps with wheel protection hold the wheels securely in place (adjustable for different wheel sizes)
- Locks the bikes to the bike rack and the bike rack to the roof racks (locks included)
- The maximum allowed weight per bike is 17 kg
- T-track adapters (20x20 mm) are included for mounting on Thule WingBar Edge, Thule WingBar Evo and Thule SlideBar
- Fulfills the City Crash norm



Roof-mounted Bike Racks - Accessories



Thule Wheel Carrier

5452 - Carrier for the front wheel with regular axle or wheels with disc brakes.



Thule Wheel Bag XL

563 - Specially designed, high-quality bag for the front wheel.



Thule ThruRide 9 mm Adapter

5651 - 9 mm quick release locking skewer accessory for Thule ThruRide to make the bike rack lockable to bike.



Thule OutRide Thru-axle Adapters

5611/5612/5613 - Adapters for Thule OutRide to enable transport of bikes with 15x100 mm (5611), 15x110 mm (5612) and 12x100 mm (5613) thru-axles.



T-track Adapter

8891 - An adapter for fitting the Thule ProRide and the Thule UpRide bike racks directly into the t-track (30x24 mm) of some BMW and Renault original load bars. (Complete set for one bike rack)



T-track Adapter

8892 - An adapter for fitting the Thule FreeRide bike rack directly into the t-track (20x20 mm) of an aluminium load bar. (Complete set for one bike rack)



Thule Bike Rack Around-the-Bar Adapter

8898 - An around-the-bar adapter for fitting your Thule bike rack on square bars, round aluminum load bars, and most other load bars on the market.



Thule ProRide SquareBar Adapter

8895 - An around-the-bar adapter for fitting the Thule ProRide bike rack on square bars or round aluminium load bars. (Complete set for one bike rack)



Thule Carbon Frame Protector

984 - An adapter to enable safe transport of bikes with carbon frames (only to be used with Thule bike racks with a torque limiter knob).



Thule ProRide Fatbike Adapter

5981 - Upgrade kit for carrying fatbikes on the Thule ProRide 598 bike rack (wheel size 3-5"). (Set of 2)



Thule UpRide Fatbike Adapter

5991 - An adapter for Thule UpRide to enable transport of fatbikes.



Thule One-Key System

4504/4506/4508/4512/4516 - Replace all lock cylinders on your Thule products and use the same key for all.





Martin Flinta

"To be a successful multisport athlete, it's key to get the right equipment, in the right time, at the right place. That allows us to fully focus on our performance."



SPORT
Adventure Racing and Multisport

YEAR OF BIRTH
1973

FAMILY
Eva Nyström and two kids

ACHIEVEMENTS
Adventure Racing World Champion and Xterra World Champion

BEST PLACE ON EARTH
Anywhere I can be outside and do my main sports

Martin's Choice

Thule VeloSpace XT



Towbar-mounted Bike Racks - Line at-a-Glance



Thule EasyFold XT
🚲 🚲
933 - fits up to 2 bikes

🚲 🚲 🚲
934 - fits up to 3 bikes



Thule VeloSpace XT
🚲 🚲 + 🚲
938 - fits up to 3 bikes

🚲 🚲 🚲 + 🚲
939 - fits up to 4 bikes



Thule VeloCompact
🚲 🚲
925 - fits up to 2 bikes

🚲 🚲 🚲 + 🚲
927 - fits up to 4 bikes



Thule EuroRide
🚲 🚲
941 - fits up to 2 bikes

🚲 🚲 🚲
943 - fits up to 3 bikes



Thule RideOn
🚲 🚲
9502 - fits up to 2 bikes

🚲 🚲 🚲
9503 - fits up to 3 bikes



Thule HangOn
🚲 🚲 🚲
972/974 - fits up to 3 bikes

🚲 🚲 🚲 🚲
9708 - fits up to 4 bikes



Thule Xpress
🚲 🚲
970 - fits up to 2 bikes

Towbar-mounted Bike Racks Thule EasyFold XT

It's all in the name

Thule EasyFold XT is everything you'd wish for in a towbar-mounted bike rack. It safely carries your bikes to any destination, but when folded it's no bigger than a normal suitcase and can be conveniently stowed away in your car or at home.

With Thule EasyFold XT, fitting the rack to your car and loading your bikes couldn't be simpler thanks to a range of user-friendly features. The mounting on the towbar requires minimum effort thanks to the innovative coupling, and securing the rack to the car is a breeze. The bikes are easy to load and unload, and with the optional loading ramp it's even easier. Once your bikes are loaded, the boot will still be accessible thanks to the smart tilting mechanism.

For every bike

Available in a 2-bike and a 3-bike version, this durable and high-capacity bike rack can transport all sorts of bikes, from light road bikes to mountain bikes, e-bikes, or even fat bikes. The detachable frame holders can be adjusted individually to fit different types of bikes, and "click" as soon as the optimal torque is reached, ensuring that sensitive frames are not damaged. Like all Thule bike racks, Thule EasyFold XT has been tested extensively in the Thule Test Center™ as well as in real life to make sure your bikes will be carried safely and securely wherever you want to go.



Add to your Thule EasyFold XT

Thule EasyFold XT Carrying Bag

9311 (2-bike)/9344 (3-bike)
- Protects you and your car from dirt when transporting and storing the Thule EasyFold XT bike rack.

Thule EasyFold XT Loading Ramp

9334 - Convenient foldable ramp for easy loading and unloading of your bikes.

Thule XXL Fatbike Wheel Straps

985 - A set of extra-long replacement wheel straps to enable transport of very large fat bikes.



Towbar-mounted Bike Racks Thule EasyFold XT

The fully foldable, compact, and easy-to-use towbar-mounted bike rack for all types of bikes.



රඹ රඹ
933

රඹ රඹ රඹ
934



Towbar-mounted Bike Racks Thule VeloSpace XT

Bring your bike. And a lot more.

With Thule VeloSpace XT, the truly all-round bike rack has become reality. Developed for large and heavy bikes – such as e-bikes, fatbikes, and downhill mountain bikes – it works just as well for city bikes and children's bikes. It can also be combined with a Thule Backspace XT cargo box for extra load carrying including a Thule Chariot multisport trailer. The opportunities are endless, particularly for families with small children.

With different models and adapters to carry from 2 to 4 bikes, you can rest assured that Thule VeloSpace XT will be able to carry your bikes, no matter what kind you want to bring. All thanks to the carrier's high load capacity, extra-large distance between the bikes, and extended aluminum wheel trays together with flexible pump buckles and extra-long wheel straps.

A bike rack for everyone

Thule VeloSpace XT equals ease of use and convenience. Like other towbar-mounted bike racks, Thule VeloSpace XT requires minimal lifting to load and unload, making it the preferred choice for heavier bikes. And it is just as easy to mount and adjust the bike rack on the car; as soon as the rack is placed on the towbar, it stabilizes itself and can be positioned correctly. The bikes can be locked to the bike rack, and the bike rack can be locked to the car. You can always access the trunk of your car by tilting the bike rack, even with your bikes mounted.

+ Add to your Thule VeloSpace XT

Thule VeloSpace XT Bike Adapter

9381 - Increase the capacity of your Thule VeloSpace XT bike rack by one bike.



Thule BackSpace XT

9383 - Lightweight, durable cargo box that fits onto the Thule VeloSpace XT bike rack at the rear of the car, keeping all of your gear easily accessible.



Thule BackSpace XT 3rd/4th Bike Arm

9382/9392 - Enables transport of one bike in addition to your Thule BackSpace XT cargo box. For use together with Thule VeloSpace XT Bike Adapter.



Towbar-mounted Bike Racks Thule VeloSpace XT

The versatile bike rack for all types of bikes – from e-bikes and fatbikes to small children's bikes.



🚲🚲 + 🚲

938

🚲🚲🚲 + 🚲

939



Towbar-mounted Bike Racks Thule VeloCompact

Let's you bring the whole crew

The robust yet lightweight Thule VeloCompact bike rack safely carries up to four bikes. It will be the ideal choice whether you want to transport road bikes or mountain bikes, or both. If you need to carry bikes with wider wheel bases, the extendable wheel holders make it easy to adjust the width. Once Thule VeloCompact is mounted and with bikes loaded, you still have access to your car's boot thanks to the smart foot pedal tilt.

Easy to use

This compact everyday bike rack is a pleasure to mount and to load, and when folded it's small enough to fit in the boot of most cars. Loading your bikes is easy and convenient thanks to the detachable bike arms. Thule VeloCompact 3 (4) bike rack is equipped with the next generation towbar coupling, making it easier than ever to mount the bike rack on the car. Just place the bike rack on the towbar and the self-stabilizing mechanism allow you to release the bike rack and adjust it before finally securing it with the tightening handle. To carry four bikes, simply use the 4th bike adapter (optional accessory). Thule VeloCompact 2 bike rack is easily lifted onto the towbar and locked into place.

+ Add to your Thule VeloCompact

Thule VeloCompact 4th Bike Adapter

9261 - Increase the capacity of your Thule VeloCompact 927 bike rack by one bike.



Thule Loading Ramp

9152 - Convenient removable ramp for easy loading and unloading of your bikes.



Towbar-mounted Bike Racks Thule VeloCompact

The compact and lightweight bike rack for everyday use, carrying up to four bikes.



රඹ රඹ
925

රඹ රඹ රඹ + රඹ
927



automechanika
innovationaward



Towbar-mounted Bike Racks



රඹ රඹ
941

රඹ රඹ රඹ
943

Thule EuroRide

The functional bike rack fulfilling all basic needs.

FEATURES

- Hand operated tilt for boot access even with bikes mounted
- Quick-mounting handle attaches bike rack to tow ball with only a few turns
- Movable wheel holders with soft straps
- Stable frame holders for bike frames (up to 70 mm)
- Bike rack lockable on tow bar and bike positions lockable with accessory Thule Lockable Knob 526



Thule RideOn

The basic, tiltable bike rack.

FEATURES

- Hand operated tilt for boot access even with bikes mounted
- Smart coupling, fits most tow bars
- Bikes fixed in place with soft straps
- Bike rack lockable on tow bar with accessory Thule Lock 957

රඹ රඹ
9502

රඹ රඹ රඹ
9503



Towbar-mounted Bike Racks



Thule HangOn

The basic and easy to use bike rack.

FEATURES

- Strong coupling that needs no pre-adjustment for fixing
- Soft, protective frame holders keep the bikes in place
- Folds flat for easy storage and handling
- Bike rack lockable on tow bar with accessory Thule Lock 957

රඹ රඹ රඹ
972/974

රඹ රඹ රඹ රඹ
9708



Thule Xpress

The basic, quick and easy to use bike rack.

FEATURES

- Soft, protective frame holders keep the bikes in place
- Preassembled with strap, and reflectors included for extra safety
- Bikes are at convenient height from the ground
- Folds flat for easy storage and handling

රඹ රඹ
970



Towbar-mounted Bike Racks - Accessories



Thule VeloSpace XT Bike Adapter

9381 - Increase the capacity of your Thule VeloSpace XT bike rack by one bike.



Thule VeloCompact 4th Bike Adapter

9261 - Increase the capacity of your Thule VeloCompact 927 bike rack by one bike.



Thule Loading Ramp XT

9172 - Convenient removable ramp for easy loading and unloading of your bikes.



Thule Loading Ramp

9152 - Convenient removable ramp for easy loading and unloading of your bikes. For Thule VeloCompact.



Thule EasyFold XT Loading Ramp

9334 - Convenient foldable ramp for easy loading and unloading of your bikes.



Thule BackSpace XT

9383 - Lightweight, durable cargo box that fits onto the Thule VeloSpace XT bike rack at the rear of the car, keeping all of your gear easily accessible.



Thule BackSpace XT 3rd/4th Bike Arm

9382/9392 - Enables transport of one bike in addition to your Thule BackSpace XT cargo box. For use together with Thule VeloSpace XT Bike Adapter.



Thule VeloSpace XT 3-Bike Spare Wheel Adapter

9394 - Adapter for fitting the Thule VeloSpace XT 3 to cars with exterior spare wheel.



Thule Transport Wheel

9173 - Convenient transportation wheel for the easiest transportation of Thule VeloSpace XT to and from the car.



Thule AcuTight Knob

528 - A torque limiter accessory for rear-mounted bike racks with frame holders - replacing the standard knob.



Thule Lockable Knob

526/527 - An accessory for rear-mounted bike racks with frame holders, making these lockable. (Set of 2 or set of 4)



Thule Carbon Frame Protector

984 - An adapter to enable safe transport of bikes with carbon frames.

Towbar-mounted Bike Racks - Accessories



Thule EasyFold XT 2-bike Carrying Bag

9311 - Protects you and your car from dirt when transporting and storing the Thule EasyFold XT bike rack. For Thule EasyFold XT 2-bike rack.



Thule EasyFold XT 3-bike Carrying Bag

9344 - Protects you and your car from dirt when transporting and storing the Thule EasyFold XT bike rack. For Thule EasyFold XT 3-bike rack.



Thule Bike Stacker

5781 - Organize your bikes at home in a smart way.



Thule Wall Hanger

9771 - For functional storage of bikes and bike racks.



Thule XXL Fatbike Wheel Straps

985 - A set of extra-long replacement wheel straps to enable transport of very large fat bikes. Fits Thule EasyFold XT and Thule VeloSpace XT bike racks. (Set of 2)



Thule Wheel Strap Locks

986 - A locking kit to lock the bike rack's wheel straps for extra theft protection. Fits all Thule bike racks with plastic wheel straps. (Set of 2)



Thule Bike Frame Adapter

982 - Frame adapter for easiest possible fitting of bikes with non-standard frames (e.g. ladies' bikes, BMXs, downhill bikes).



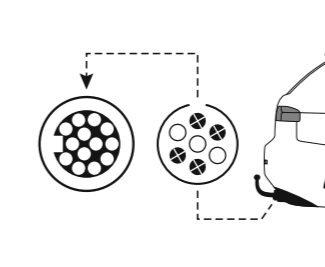
Thule Light Board

976 - Substitutes the most important rear lights on your car (7-pin connector).



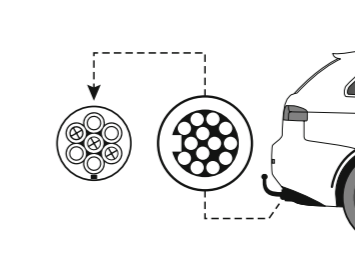
Thule Lock

957 - For locking the Thule HangOn and Thule RideOn bike racks to the tow bar.



Thule Adapter

9906 - Converts the car's 7-pin electrical outlet to a 13-pin.



Thule Adapter

9907 - Converts the car's 13-pin electrical outlet to a 7-pin.



Thule One-Key System

4504/4506/4508/4512/4516 - Replace all lock cylinders on your Thule products and use the same key for all.

New



Rear Door-mounted Bike Racks - Line at-a-Glance



Thule RaceWay

🚲 🚲
991 - fits up to 2 bikes

🚲 🚲 🚲
992 - fits up to 3 bikes



Thule BackPac

🚲 🚲 + 🚲 + 🚲
973 - fits up to 4 bikes



Thule ClipOn High

🚲 🚲
9105/ 9106 - fits up to 2 bikes



Thule ClipOn

🚲 🚲 🚲
9103/9104 - fits up to 3 bikes



Thule FreeWay

🚲 🚲 🚲
968 - fits up to 3 bikes

Rear Door-mounted Bike Racks Thule RaceWay

Simple, stable, and secure

Thule RaceWay is our easiest to use rear door-mounted bike rack, safely carrying up to three bikes. Available as a two-bike and a three-bike version, it comes fully assembled, is easy to install, and offers a user-friendly and secure fit for virtually any bike. The narrow distance between the arms means that Thule RaceWay can accommodate most types of bikes, even those with smaller frames such as children's bikes. The bikes are supported by shock-absorbing cradles, and thanks to the patented No-Sway cages, any bike-to-bike and bike-to-vehicle contact is prevented. When Thule RaceWay is not in use, it folds flat and compact, with cables rolled-up into the bike rack, and is neatly stored in the boot of the car or at home.

Perfect fit to your car

Regardless of car model, Thule RaceWay is very easy to install. The detailed instructions and the patented FitDial make it easy to get a perfect fit. Simply find the fit number corresponding to the car model in the user manual and adjust accordingly to get the correct angle. Using an innovative locking ratcheting cable system, and not the more commonly used nylon straps, the bike rack is securely fastened to the car. Since cables don't stretch like straps, they are a more stable way of attaching the rack to the vehicle.

+ Add to your Thule RaceWay



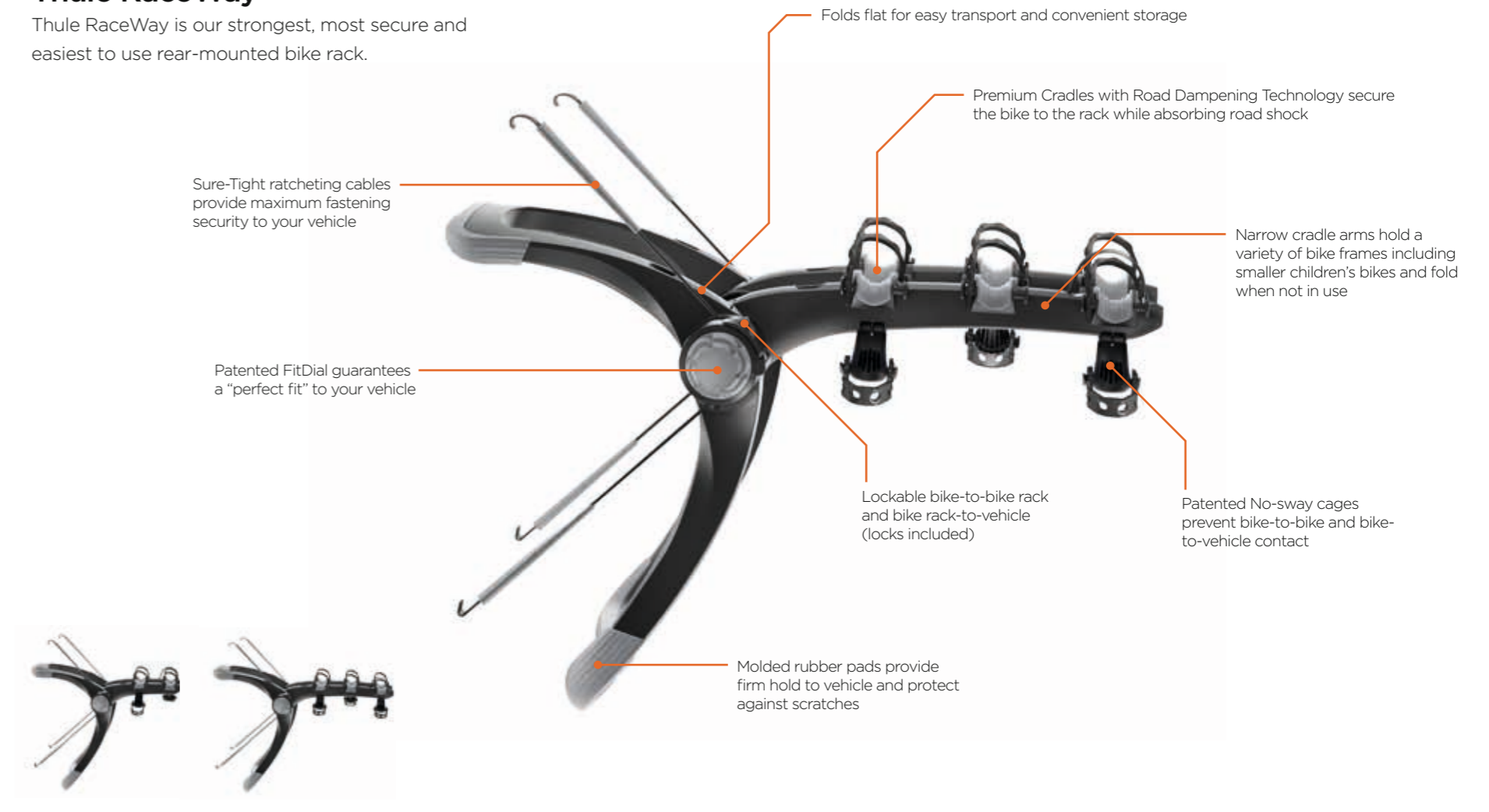
Thule Bike Frame Adapter

982 - Frame adapter for easiest possible fitting of bikes with non-standard frames (e.g. ladies' bikes, BMXs, downhill bikes).



Rear Door-mounted Bike Racks Thule RaceWay

Thule RaceWay is our strongest, most secure and easiest to use rear-mounted bike rack.



991

992



Rear Door-mounted Bike Racks



Thule BackPac

The high standard bike rack with great flexibility designed for vans, minibuses and MPVs (for 2-4 bikes).

FEATURES

- Carries 2 bikes, 3 by adding Adapter 973-23 and 4 by adding Adapters 973-23 + 973-24
- The raised position of the bike rack keeps the rear lights and number plate visible
- All parts in contact with the car and bikes are coated with rubber for extra protection
- All bike frame holders are detachable for convenient mounting of bikes

🚲🚲 + 🚲 + 🚲
973



Thule ClipOn High

The fast mounting and foldable bike rack designed for station wagons and hatchbacks (for 2 bikes).

FEATURES

- The raised position of the bike rack keeps the rear lights and number plate visible
- All parts in contact with the car and bikes are coated with rubber for extra protection
- All bike frame holders are detachable for convenient mounting of bikes
- Easy to mount to the rear door with a unique snap-on system

🚲🚲
9105/ 9106



Thule ClipOn

The snap-on bike rack with smart features, perfect for station wagons and hatchbacks (for 3 bikes).

FEATURES

- All parts in contact with the car and bikes are coated with rubber for extra protection
- Easy to mount to the rear door with a unique snap-on system
- Quickly folds for easy storage
- Possible to attach Thule Light Board 976

🚲🚲🚲
9103/9104



Thule FreeWay

The basic rear-door mounted three bike rack designed for hatchbacks and sedans (for 3 bikes).

FEATURES

- All parts in contact with the car and bikes are coated with rubber for extra protection
- Possible to attach Thule Light Board 976
- Use Thule Bike Frame Adapter 982 for fitting of bikes with non-standard frames (e.g. ladies' bikes, BMXs, downhill bikes)

🚲🚲🚲
968



Rear Door-mounted Bike Racks - Accessories



Thule Bike Stacker

5781 - Organize your bikes at home in a smart way.



Thule Lockable Knob

526/527 - An accessory for rear-mounted bike racks with frame holders, making these lockable. (Set of 2 or set of 4)



Thule Bike Frame Adapter

982 - Frame adapter for easiest possible fitting of bikes with non-standard frames (e.g. ladies' bikes, BMXs, downhill bikes).



Thule Light Board

976 - Substitutes the most important rear lights on your car (7-pin connector).



Thule Wall Hanger

9771 - For functional storage of bikes and bike racks.



Thule BackPac Kit

Kit needed for perfect fit to the vehicle.



Thule Lock

567 - For locking the Thule BackPac bike rack to the car.



Thule One-Key System

4504/4506/4508/4512/4516 - Replace all lock cylinders on your Thule products and use the same key for all.

New



› Boxes & Baskets

A Thule cargo carrier is great when you need the extra space. Choose the rooftop cargo box, basket, bag, or rear cargo carrier that is right for you.

Martin McFly Winkler

"It's all about being active, inspired by nature and sharing it with friends."



SPORT
Skiing

YEAR OF BIRTH
1978

FAMILY
Wife and daughter

PASSIONS
Wife and daughter

BEST PLACE ON EARTH
Schröcken and its surrounding mountains of the Arlberg.

Martin's Choice Thule Motion XT



Roof Boxes - Line at-a-Glance



Thule Excellence XT

- XL**
- 6119B Black Glossy/Titan Metallic
 - 6119T Titan Metallic/Black Glossy
- 200 cm



Thule Dynamic

- | | |
|--------------------|--------------------|
| M | L |
| 6128B Black Glossy | 6129B Black |
| 6128T Titan Glossy | 6129T Titan Glossy |
- 180 cm 205 cm



Thule Motion XT

- | | | | |
|--------------------|--------------------|--------------------|--------------------|
| Sport | M | L | XL |
| 6296B Black Glossy | 6292B Black Glossy | 6297B Black Glossy | 6298B Black Glossy |
| 6296T Titan Glossy | 6292T Titan Glossy | 6297T Titan Glossy | 6298T Titan Glossy |
- 175 cm 155 cm 180 cm 200 cm
- | | |
|--------------------|--------------------|
| XXL | Alpine |
| 6299B Black Glossy | 6295B Black Glossy |
| 6299T Titan Glossy | 6295T Titan Glossy |
- 215 cm 215 cm



Thule Force XT

- | | | | |
|----------------------|----------------------|----------------------|----------------------|
| Sport | S | M | L |
| 6356B Black Aeroskin | 6351B Black Aeroskin | 6352B Black Aeroskin | 6357B Black Aeroskin |
- 175 cm 155 cm 175 cm
- | | |
|----------------------|----------------------|
| XL | Alpine |
| 6358B Black Aeroskin | 6355B Black Aeroskin |
- 195 cm 215 cm

Roof Boxes - Line at-a-Glance





Thule Touring

- | | |
|---|---|
| M | L |
|  6342T
Titan Aeroskin |  6348T
Titan Aeroskin |
|  155 cm |  180 cm |

Foldable Roof Boxes - Line at-a-Glance



Thule Ranger 500

-  6035
Silver/Black
-  185 cm



Thule Ranger 90

-  6011
Silver/Black



Roof Boxes

Thule Excellence XT

Bring all your gear safely and in style

Thule Excellence XT is designed to be the ultimate roof box. With exceptional packing volume and the ability to fit up to 7 pairs of skis, it's your ideal travel companion for any winter adventure.

Thanks to its low mounting profile, Thule Excellence XT is integrated with your car and is designed with advanced aerodynamics to optimize airflow. Giving you a smoother drive whether you're on a mountain road or a highway. This feature-rich roof box opens from both sides, secures your gear with a specially designed load net, and has an automatic box light to make loading and unloading easier in the dark.

The test winner


Thule Excellence XT is a rigid test winner, receiving awards from Auto Motor und Sport, Auto Zeitung, and Auto Strassenverkehr, amongst others.



Roof Boxes

Thule Excellence XT

The world's most exclusive roof box.



XL

6119B Black Glossy/Titan Metallic

6119T Titan Metallic/Black Glossy

200 cm



Roof Boxes Thule Dynamic

Sporty, low-profile design

With a sleek, aerodynamic design, Thule Dynamic is smoothly integrated into your car's shape through its low positioning and curved base line. Thule Dynamic is available in two sizes, with a maximum load capacity of 75 kg, and two exclusive glossy colors.

Smart and safe

Thule Dynamic is designed for easy handling and safety. Thule innovations such as PowerClick make it easier and safer to mount the box to the roof rack, while the DualSide opening lets you load and unload easily. The non-slip base mat prevents luggage from sliding inside the box, further enhancing safety during transit.



Roof Boxes Thule Dynamic

The most sporty, aerodynamic and sleek roof box.

Full access to your car's boot without interference as the roof box is designed for a forward position on the car roof

Extra-secure transportation thanks to an integrated base mat with non-slip surface

Sleek design with diffuser technology to optimize airflow around the box, and a roof-hugging baseline to fit your car roof perfectly



Fast and secure fitting using only one hand due to pre-installed PowerClick quick-mount system with integrated torque indicator



Convenient mounting, loading, and unloading thanks to DualSide opening with outside lid handles

Central locking system provides maximum safety. The grip-friendly Thule Comfort key can only be removed if all locking points are securely closed



M

6128B
Black Glossy

6128T
Titan Glossy

180 cm

L

6129B
Black

6129T
Titan Glossy

205 cm



Roof Boxes

Thule Motion XT

Bring it all with ease


When you want to travel fully equipped and leave nothing behind, Thule Motion XT is the perfect companion. This family-sized cargo box is made for carrying lots of luggage, outdoor gear, and bulky loads, and comes in a broad range of sizes. No matter the scale of your adventure, there's a Thule Motion XT to match your needs.

The box is securely and rapidly mounted to the roof rack with the PowerClick quick-mount system, updated to also mount to wider roof bars. Its integrated torque indicator clicks when it's properly tightened, and the one-handed operation makes it easy to securely attach the box to the roof rack. DualSide opening provides easy access to all areas of the box, from either side of the vehicle. Thanks to the grip-friendly outer lift handle and optimized lid-lifters, the lid opens and closes smoothly, while the SlideLock system automatically locks the lid in place as soon as the box has been closed.

Space-efficient yet sleek design

Thule Motion XT is not only designed for space efficiency and ease of use, but also to harmonize with today's car designs. Its stylish and aerodynamic shape has been optimized using advanced computer simulation, reducing the impact on fuel economy and providing a quiet ride. Since it is designed to have a forward position on the vehicle roof, Thule Motion XT enables full access to the vehicle's boot or hatch with minimal risk of contact with the cargo box.

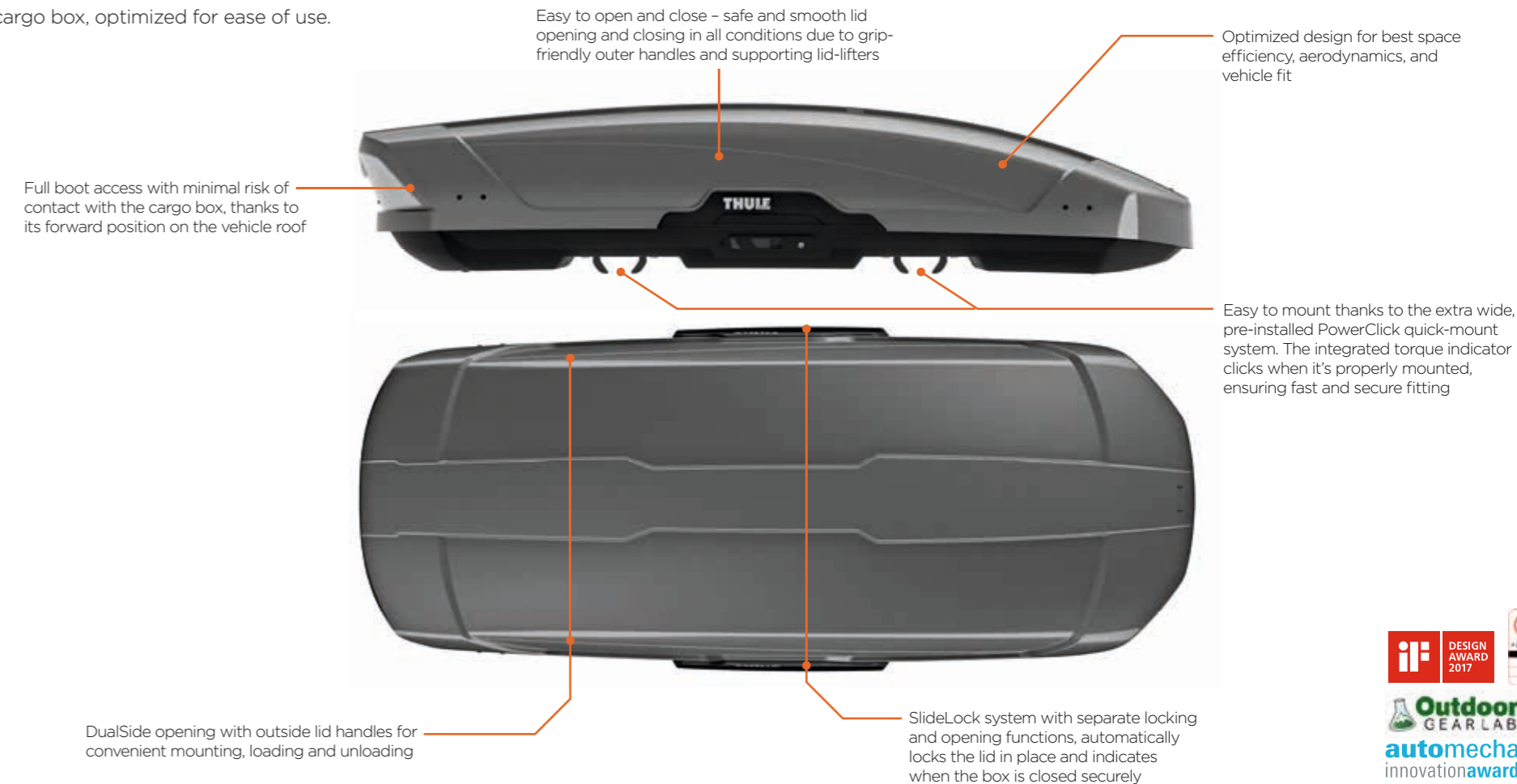
Like all Thule cargo boxes, Thule Motion XT has been tested extensively both in real life and in the Thule Test Center™, a state-of-the-art facility for testing cargo boxes to the extreme. All so that you can be confident Thule Motion XT will carry your load safely and securely wherever your travels lead.



Roof Boxes

Thule Motion XT

Stylish and spacious roof-mounted cargo box, optimized for ease of use.



Sport	M	L	XL	XXL	Alpine
6296B Black Glossy	6292B Black Glossy	6297B Black Glossy	6298B Black Glossy	6299B Black Glossy	6295B Black Glossy
6296T Titan Glossy	6292T Titan Glossy	6297T Titan Glossy	6298T Titan Glossy	6299T Titan Glossy	6295T Titan Glossy
175 cm	155 cm	180 cm	200 cm	215 cm	215 cm



Roof Boxes Thule Force XT

For the year-round active user

Whether heading off to enjoy your favorite activity or carrying extra gear in everyday life, Thule Force XT is a great choice for your needs. This robust cargo box comes in a wide range of sizes to fit every car and every lifestyle. It's perfect for daily use thanks to its tough AeroSkin surface texture and the LockKnob that makes it easier to open and close the box.

Waste no time. The Thule Force XT is easy to mount and take off your car when not in use. The box is securely and rapidly mounted to the roof rack with the PowerClick quick-mount system. The integrated torque indicator clicks when it's properly tightened, while the one-handed operation offers convenience when securing the box to the roof rack. DualSide opening also gives you quick, hassle-free access to all areas of the box, from either side of the vehicle.

A great blend of form and function

Thule Force XT is designed to carry loads of all sizes and shapes – easily and securely. But there's no compromise on looks with a form that is in harmony with modern car designs. The durable AeroSkin material is ideal for handling the demands of everyday use, while still looking good for years to come.

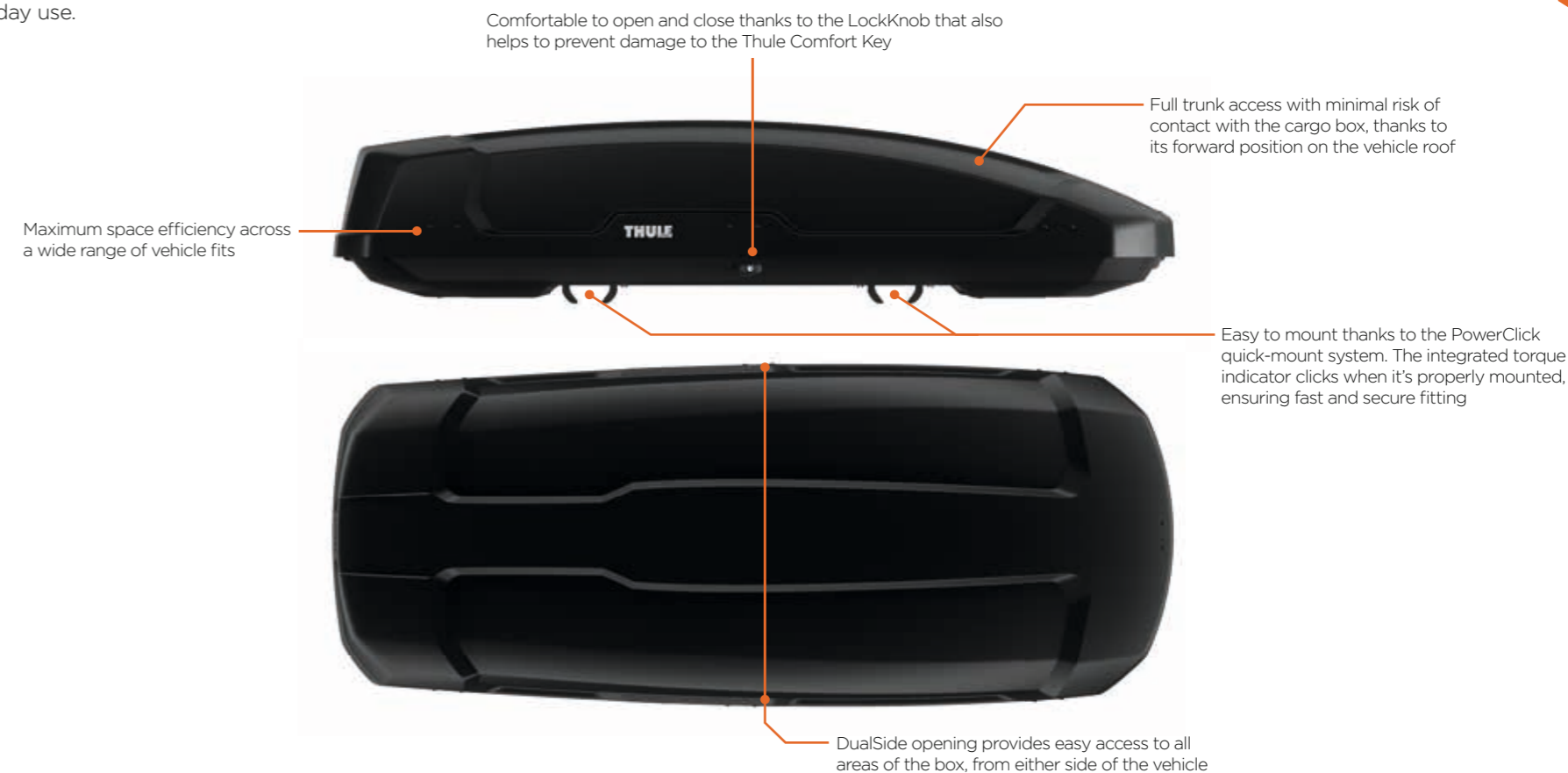
Tested for real life

Like all Thule cargo boxes, Thule Force XT has been tested extensively both in real life and in the Thule Test Center, a state-of-the-art facility for testing cargo boxes to the extreme and beyond. All so that you can be confident Thule Force XT will carry your load safely and securely wherever the road takes you.



Roof Boxes Thule Force XT

Versatile roof-mounted cargo box for everyday use.



Sport	S	M	L	XL	Alpine
6356B Black Aeroskin	6351B Black Aeroskin	6352B Black Aeroskin	6357B Black Aeroskin	6358B Black Aeroskin	6355B Black Aeroskin
175 cm		155 cm	175 cm	195 cm	215 cm



New

Roof Boxes



M
6342T
Titan Aeroskin
155 cm

L
6348T
Titan Aeroskin
180 cm



Thule Touring

The functional roof box for all your needs.

FEATURES

- Aeroskin lid material texture with stylish look
- Patented Thule FastClick quick-mount system with integrated torque indicator for simple, secure fixing
- DualSide opening for convenient mounting, loading and unloading
- Central locking system provides maximum safety. The grip-friendly Thule Comfort key can only be removed if all locking points are securely closed



Foldable Roof Boxes



6035
Silver/Black
185 cm



Thule Ranger 500

Foldable roof box for easy storage.

FEATURES

- Perfect to transport skis with full scale space in use and foldable for requiring a minimum of storage space
- Extension areas with zippers to adjust the loading space to the size of the load
- Easy-Snap quick-mount system for fast and secure fitting
- Made of waterproof material, with welded seams and a sealed zipper. Keeps dirt and water out and the load protected
- Ski racks for secure ski transport are included



6011
Silver/Black



Thule Ranger 90

Foldable roof box for easy storage.

FEATURES

- Full scale luggage space when used and foldable to require minimal storage space - turns into a small package that fits in boot of the car
- Made of waterproof material, with welded seams and a sealed zipper. Keeps dirt and water out and the load protected
- Easy-Snap quick-mount system for fast and secure fitting
- Special bag for storing the rolled-up box is included



Roof Boxes - Accessories

Thule GoPack

Ready to go

Thule GoPack duffel bags are perfect for making the best use of the space in your roof box. Specifically designed to fit inside Thule's roof boxes, these lightweight yet durable bags make it quick and easy to load your roof box. Just pack everything you need in your bags, put them inside your roof box and you're ready to go! When you reach your destination, unloading your gear is just as simple.

Packing and unpacking is a breeze, thanks to the bags' wide mouth opening, and you can always reach smaller items in the external stash pocket. Each Thule GoPack duffel bag also has a dedicated side pocket with room for an ID card (included), allowing you to organize the load and quickly identify each bag.

Durable and practical

A Thule GoPack duffel bag is a useful and flexible piece of luggage that fits in the trunk of your car as well as your roof box. Available separately or in a set of four, the bags are comfortable to carry using the shoulder strap or the padded grip handles, while the side handles let you organize and access the bags once they are in the roof box. And when you're not using them, the Thule GoPack duffel bags neatly fold flat for easy storage.



Roof Boxes - Accessories

Thule GoPack

The perfect bag for organizing the roof box load.



- 8002 (1)
Black
- 8006 (4/Set)
Black



Roof Boxes - Accessories



Thule GoPack

8002 - The perfect bag for organising the roofbox load.



Thule GoPack Set

8006 - Complete four-pack set of bags to make the best use of the roofbox space.




Thule MultiLift

572 - The perfect way to store a roofbox. Works just as perfectly for kayaks and surfboards.



Thule Box Lid Covers

698X - Lid cover to protect the box from scratches and dust during storage.



Thule Box Ski Rack Adapters

694X - For safe and protective transportation of your skis inside a roof box.



Thule Box Light

6951 - For best visibility inside your Thule roof box. Not compatible with Thule Motion XT and Thule Force XT.



Thule T-track Adapters

Fits roof box directly into the T-track of the roof rack bar.



Thule One-Key System

4504/4506/4508/4512/4516 - Replace all lock cylinders on your Thule products and use the same key for all.



Roof Baskets



- M**
823 Aluminium
- L**
824 Aluminium

Thule Trail

The premium roof basket with integrated functions.

FEATURES

- Exclusively designed in silver aluminium with black contrast elements
- Integrated side consoles for greater security
- Integrated T-tracks for seamlessly adding other Thule products, extends basket use
- Non-slip rubber padding for loading long objects
- Lockable to roof rack
- Points of attachment adjustable to the roof rack in length



Thule Canyon XT

Ideal for transporting gear of all shapes and sizes, this is a roof basket with a robust yet stylish, lightweight steel tube design.

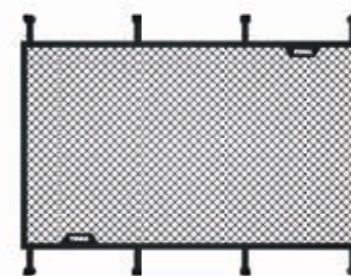
FEATURES

- Make the cargo area 51 cm longer by adding the Thule Canyon Extension XT 8591
- Lockable with Thule One-Key System
- Stylish and functional low-profile design, with tapered side walls for easier loading and unloading
- Wind fairing is included to help airflow over your cargo

- 859**
Black

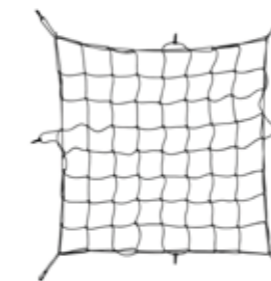


Roof Baskets - Accessories



Thule Trail LoadNet

8249/8239 - Tailor sized loading net with perfect fit to Thule Trail basket.



Thule LoadNet

595/595-1 - Helps to secure load on Thule roof baskets. (Size 80x80 cm/130x90 cm)



Thule Canyon Extension XT

8591 - Extends the cargo area by 20"/51 cm in length.



Thule Caravan

857 - Spacious bag to organize loading in Thule roof basket.



New

Thule One-Key System

4504/4506/4508/4512/4516 - Replace all lock cylinders on your Thule products and use the same key for all.



Rear-mounted Cargo Thule BackSpace XT

Your cargo close at hand

With Thule BackSpace XT, you get lots of loading space with easy access – at the rear of your car! Keep the interior of your car clean and the roof free to carry other loads. Or just spare your back from having to lift onto the car roof. This premium 300L cargo box – a perfect fit for two golf bags or a Thule Chariot multisport trailer, for example – is easily attached to the towbar-mounted Thule VeloSpace XT bike rack, making the box tiltable so that you can access the trunk of your car at any time. By combining the Thule VeloSpace XT bike rack and the Thule BackSpace XT cargo box, you get a convenient, all-round solution for your transportation needs. You can even transport a bike along with your Thule Backspace XT cargo box, by adding the Thule BackSpace XT Bike Arm and the Thule VeloSpace XT Bike Adapter (accessories sold separately).

Durable, lightweight, and easy to store

Thule BackSpace XT is durable and tough enough to protect your load from dirt and water, but is still light-weight and easy to carry. The hard bottom and frame make Thule BackSpace XT robust and stable, but when the box is not in use it can easily be folded and stored, taking up minimal space until you need it again.



Rear-mounted Cargo Thule BackSpace XT

Lightweight, durable cargo box that fits onto the rear of the car, keeping all of your gear easily accessible.



9383
Black



Rear-mounted Cargo



Thule EasyBase

The basic rear-mounted cargo solution.

FEATURES

- Expand the platform with the hard-shell cargo box Thule BackUp 900 or the soft-shell Thule EasyBag 9484
- Patented coupling fits all types of tow bars, and needs no adjustment
- U-bar easily folds down for easy storage
- Load capacity 45 kg

949
Black/Gray



Thule BackUp

Easily accessible and spacious transport solution for rear of car.

900
Black/Gray



Thule EasyBag

Easy accessible and foldable transport solution for rear of car.

9484
Black/Gray





› Water Sport Racks

Thule water sport racks give you secure and easy transportation of your kayak or board. Choose the perfect sport rack for your passion.



Pedro Oliva

"The power of water is my passion!"



SPORT
Kayaking

YEAR OF BIRTH
1978

FAMILY
Father of 3 children

ACHIEVEMENTS
World record of height in waterfall jumping with kayak (2009)

PASSION
To work with projects related to environment, sport, science and society

Pedro's Choice
Thule Hull-a-Port Aero



Kayak & Canoe Racks - Line at-a-Glance



New

Thule Hull-a-Port Aero

849
Black



New

Thule Hull-a-Port XT

848
Black



Thule Hullavator Pro

898
Aluminium



Thule K-Guard

840
Aluminium



Thule DockGlide

896
Black



Thule DockGrip

895
Black



Thule Portage

819
Black



Thule Kayak Support

5201
Black

Kayak & Canoe Racks

Thule Hull-a-Port Aero

Head for water's edge

The new Thule Hull-a-Port Aero is the perfect combination of both function and form. Sharing the core functionality of other Thule carriers, this new model is easy to use, quick to install and protective of both the kayak and the vehicle during transit. These features, combined with its sleek design, make this carrier the most streamlined kayak carrier Thule has to offer.

Intended to match the style and design of vehicles today, the aerodynamic Thule Hull-a-Port Aero seamlessly fits onto Thule WingBar and Thule WingBar Evo roof racks by safely and securely integrating into their T-tracks with tool-free mounting hardware. This new design is quick and easy to mount and allows the carrier to sit flush to the roof rack for a cohesive appearance.

The Thule Hull-a-Port Aero will help you get to wherever your water adventure takes you. It is safe, stylish and easy to use, allowing you to put your energy where you need it - out on the water.



Kayak & Canoe Racks

Thule Hull-a-Port Aero

Innovative kayak carrier that is safe, stylish, easy to use and integrates seamlessly with Thule roof rack systems.



849
Black



New

Water Sport Racks

Kayak & Canoe Racks

Thule Hull-a-Port XT

Focus on the destination, not getting there

The Thule Hull-a-Port XT has been designed with versatility in mind. This kayak carrier offers the flexibility of different carrying configurations, quickly folds flat when not in use and easily mounts to any vehicle roof rack. Able to adapt to your needs, the innovative Thule Hull-a-Port XT allows you to carry one kayak or two, easily adjusting to hold them safely and securely. And, when you want to load your kayaks onto a different vehicle, the Thule Hull-a-Port XT gives you the flexibility to quickly and easily switch with its tool-free universal mounting hardware.

Whether you are ready to get out on the water for a short solo trip or sharing in the adventure with others, getting there should be this simple.



Kayak & Canoe Racks

Thule Hull-a-Port XT

Versatile, lockable kayak rack that carries one or two kayaks and folds flat when not in use.



848
Black



New

Water Sport Racks

Kayak & Canoe Racks



New

Thule Hull-a-Port Aero

Innovative kayak carrier that is safe, stylish, easy to use and integrates seamlessly with Thule roof rack systems.

FEATURES

- Quickly raise upright or fold when not in use upright using the convenient front release handle
- Fits to Thule WingBar T-track via the integrated, tool-free mounting hardware and fits Thule SquareBar with adapter (sold separately)
- Kayaks are protected during transit due to the durable and soft rubber padding
- Theft resistant design keeps carrier securely attached to load bars (Locks included)
- Easily manage load straps while strapping down the kayak using the integrated StrapCatch
- Load straps with buckle bumpers and bow and stern tie downs are included

849
Black



New

Thule Hull-a-Port XT

Versatile, lockable kayak rack that carries one or two kayaks and folds flat when not in use.

FEATURES

- Carry up to two kayaks due to the dual position design that transforms from a J-cradle to two boat stacker position
- Integrated StrapCatch for easy strap management when loading kayak
- Upright folds flat when not in use
- Universal mounting design fits all types of load bars quickly and easily

848
Black



Thule Hullavator Pro

Get out on the water quickly and easily – even on your own. This lift-assist kayak rack handles up to 18 kg of the weight for you.

FEATURES

- Load and unload your kayak on your own thanks to the gas-assist struts that lift and lower 18 kg of the kayak's weight
- Load/unload and strap your kayak at waist height with the help of double extending arms that lower the kayak by up to 1 meter
- Maximum protection for your kayak thanks to 8 touch points of padded support
- Longer product life from the aluminum, double-coated steel construction that resists corrosion

898
Aluminium



Thule K-Guard

Faster, safer, easier – spend less time loading and unloading and more time in your kayak.

FEATURES

- Very quick and easy to fit to the roof rack
- Tilttable in a wide angle for easiest possible loading and unloading of the kayak
- The rubber supports are designed for adapting to differently shaped kayaks, maintaining a good pressure distribution onto the kayak hull
- The first-ever kayak rack to be lockable both kayak to kayak rack (with lockable steel-core strap), and kayak rack to roof rack

840
Aluminium



Kayak & Canoe Racks



Thule DockGrip

A versatile, horizontal kayak rack with large cushioned, flexible pads that conform to a large range of hull shapes as well as SUP's.

FEATURES

- Can carry a variety of hull shapes as well as SUPs with two independent pivoting saddles with angle-setting lever
- Protects the hull with large, flexible, cushioned pads
- Easily secure the kayak or SUP using the center load straps with car-protective buckle bumpers
- Including T-track attachment
- Accommodates kayaks and SUPs up to 90 cm wide and 40 kg

895
Black



Thule DockGlide

A flexible kayak rack with felt-lined saddles that make it easier to load and unload.

FEATURES

- Easily load and unload the kayak with the pivoting felt-lined rear saddles that help glide and center a kayak onto the vehicle
- Two independent pivoting saddles with angle-setting lever conforms to limitless range of hull shapes
- Protects the hull with large, flexible, cushioned pads
- Easily secure the kayak using the center load straps with car-protective buckle bumpers
- Including T-track attachment
- Accommodates kayaks up to 90 cm wide and 35 kg

896
Black



Thule Portage

Carry your canoe or kayak safely and securely, and spend maximum time out on the water with our easiest-loading canoe rack.

FEATURES

- Universal FlipFit bracket fits all Thule Rack Systems and most roof racks in the market
- Durable gunwales with ramped sides provide easy loading
- Cushioned weather-resistant base padding protects board during transit
- Ratcheting Quick Draw tie-downs with carabiner attach easily and secure the canoe during transport

819
Black



Thule Kayak Support

Basic space saving rack for transport of all types of kayak.

FEATURES

- The kayak stackers can be folded flat when not in use
- Sturdy straps keep the kayak firmly secured

5201
Black





Garrett McNamara

"The world was lent to us by our parents. It's up to us to be responsible and to leave a healthy environment for our children."



SPORT
Surfing

YEAR OF BIRTH
1967

FAMILY
Wife Nicole and 4 children

ACHIEVEMENTS
Guinness World Record holder of biggest wave ever surfed

GOAL IN LIFE
Keep surfing!

Garrett's Choice

Thule SUP Taxi XT



Surf Board & SUP Racks - Line at-a-Glance



Thule SUP Taxi XT

810 Aluminium/Black



Thule Board Shuttle

811 Black/Gray



Thule Sailboard Rack

533 Black 833 Black



Thule Wave Surf Rack

832 Black/Gray



Thule Multipurpose Rack

855 Black

Surf Board & SUP Racks

Thule SUP Taxi XT

Top-of-the-range SUP rack for maximum board security, with an adjustable custom fit and convenient mounting.



810
Aluminium/Black



Water Sport Racks

Surf Board & SUP Racks



Thule SUP Taxi XT

Top-of-the-range SUP rack for maximum board security, with an adjustable custom fit and convenient mounting.

FEATURES

- Newly designed push button lock system allows for quick and easy locking strap operation and security
- Unsurpassed security for your boards due to the heavy-duty, steel reinforced webbing and easy-to-use locking cam
- Exclusive, telescoping design delivers a custom fit for board widths up to 34" wide
- Soft, weather resistant padding protects boards during transit

810 Aluminium/Black



Thule Board Shuttle

The versatile surf and SUP rack is the ideal choice for carrying one or two boards on any type roof rack.

FEATURES

- A snug, custom fit for your board thanks to the telescoping design, for board widths 70-86 cm wide
- Universal FlipFit bracket fits all Thule Rack Systems and most roof racks in the market
- Dual loading allows for transport of two boards with maximum stability
- Cushioned weather-resistant base padding protects board during transit

811 Black/Gray



Thule Sailboard Rack

Classic Thule product used by windsurfers and surfers around the world.

FEATURES

- Carries one board and two masts
- Protective pads are included with this product
- Powerful straps keep the board firmly secured
- 533 for use with Thule SquareBar and 833 for use with Thule WingBar Edge, Thule WingBar, Thule SlideBar, and Thule ProBar

533 Black 833 Black



Thule Wave Surf Rack

The easiest way to transport up to two surfboards.

FEATURES

- The board sits in a soft, protected rubber cradle
- Carries up to two boards
- A rubber pad around the strap buckle protects the board and car from scratches during loading and transport

832 Black/Gray



Surf Board & SUP Racks



Thule Multipurpose Rack

A smart multipurpose rack for masts, paddles and oars.

FEATURES

- Flexible system for carrying paddles, oars, masts and other long items
- Integrated cable locks to secure accessories
- Equipment protection provided by integrated rubber cushion
- Available in a set of two

855 Black



Water Sport Racks - Accessories



Thule WaterSlide

839 - A technical mat that protects your vehicle while loading and unloading your kayak/canoe.



Thule Strap Organiser

Gets your strap in order in no time. A sturdy strap is included in the product (274 cm, 400 cm).



Thule QuickDraw

838 - Perfect to use as a bow and stern line. (Set of 2)



Thule Lockable Strap

841 - The innovative lockable strap prevents theft of your kayak or other equipment you strap on to your roof rack. (Set of 2)



Thule Straps

Sturdy straps for safe transport (275 cm, 400 cm, 600 cm). (Single or set of 2)



Thule SquareBar Adapter

8897 - An around-the-bar adapter for fitting the Thule Hull-a-Port Aero, Thule K-Guard, Thule DockGrip and Thule DockGlide kayak racks on square bars. (Set of 4)



Thule Windsurfing Pads

5603 - For cushioned support of your watersport craft during transport. (Set of 2)



› Winter Sport Racks

Thule winter sport racks give you secure and easy transportation of your skis or snowboard. Choose the perfect sport rack for your passion.



Aline Bock

"Being out in the nature, traveling to different places, meeting other people with the love for being outdoors, gives me energy and is simply a lot of fun. It refills my batteries and makes me smile at the end of the day."



SPORT
Snowboard

YEAR OF BIRTH
1982

FAMILY
Father, mother and sister and the world of freeriding

ACHIEVEMENTS
Freeride World Tour World Champion 2010

WHAT DO YOU DO WHEN YOU DON'T GO SNOWBOARDING?
I go surfing.

Aline's Choice

Thule SnowPack Extender



Roof-mounted Ski Racks - Line at-a-Glance



Thule SnowPack Extender



7325 Aluminium



Thule SnowPack



7322 Aluminium



7324 Aluminium



7326 Aluminium



7324B Black



7326B Black



Thule SkiClick

(Cross-country skis)

7291 Black

Roof-mounted Ski Racks Thule SnowPack Extender

Load your skis with ease

Slide out, load, slide in – and go! Thule SnowPack Extender ski and snowboard rack makes loading and unloading your gear quick, easy, and convenient. It simply slides out towards you so that you don't need to lean across the car roof to load your skis or snowboards. Especially useful for SUVs and other tall vehicles, but truly practical for any car. Thanks to its oversized push buttons, Thule SnowPack Extender is also easy to open and close in all conditions, even when you're wearing gloves.

Thule SnowPack Extender is designed to carry skis and snowboards of all kinds safely and in style. And just like the Thule SnowPack rack, Thule SnowPack Extender has a contemporary, aerodynamic design that will add a sporty feel to your car.


Safe in every way

With Thule SnowPack Extender mounted on your car, you can be confident that your skis and snowboards will get to the slopes safely and securely. The rack has been thoroughly tested, both in the Thule Test Center and in real-world conditions, to meet stringent international safety standards. Ultra-soft rubber arms protect your skis and snowboards, and ensure that no surfaces are scratched, and the rack is fully lockable to prevent theft.



Roof-mounted Ski Racks Thule SnowPack Extender

Aerodynamic slide-out rack for convenient loading and unloading of skis and snowboards.



Roof-mounted Ski Racks




-   7322 Aluminium
-   7324 Aluminium
-   7326 Aluminium
-   7324B Black
-   7326B Black

Thule SnowPack

Sleek, aerodynamic ski rack for all types of skis and snowboards.



- Holds skis and snowboards securely with ultra-soft rubber arms that grip without scratching the surfaces
- Safely carries thicker modern skis and snowboards, and reduces the carrier height when unloaded due to the integrated vertical spring system
- Easy to open and close while wearing gloves, thanks to an oversized push button
- Added roof clearance for skis with tall bindings, thanks to included extension feet that raise the carrier
- Fits directly into the load bars' T-tracks via the integrated, tool-free mounting hardware (square bar mounting kit available as an accessory)



Thule SkiClick

Smart and space-saving cross-country ski transporter.

- For safe, transport of cross-country skis
- Innovative 3-in-one solution, a ski rack with ski strap and wall storage functionality
- Smart, space-saving design
- Minimum wind drag for less fuel consumption
- Safety lock
- Attaches to walls and roof racks with a simple click

-  (Cross-country skis)
-  7291 Black



Winter Sport Racks - Accessories



Thule SkiClick Bag

7294 - Protects your bindings. For cross country skis.



Thule SkiClick Full Size Bag

7295 - Carry and protection bag for cross country skis.



Thule SkiClick Wall Fixation

7293 - A storage accessory to Thule SkiClick 7291. (Set of 2)



Thule SquareBar Adapter

8897 - An around-the-bar adapter for fitting the Thule SnowPack and Thule SnowPack Extender ski rack on square bars. (Set of 4)



Thule T-track Adapter

889-6 - An adapter for fitting the Thule SnowPack and Thule SnowPack Extender ski rack directly into the t-track (30x24mm) of some BMW and Renault original load bars.



New

Thule One-Key System

4504/4506/4508/4512/4516 - Replace all lock cylinders on your Thule products and use the same key for all.

Thule and Apa Sherpa Foundation

› The Man and the Mountain

When we at Thule started to develop a series of hiking and trekking backpacks seven years ago, we set out to find ambassadors who would not only give us great user input to the packs, but also share our values. The search brought us to the legendary mountain climber Apa Sherpa from Nepal.

Apa Sherpa is a remarkable mountain guide who has taken 21 successful expeditions to the summit of Mount Everest without losing a single life. Staying true to his mantra of “Everest will always be there”, Apa has always had a very strong commitment to safety.

Coming from the Nepalese village of Thame, it was almost inevitable that Apa would become a high-altitude sherpa on Mount Everest. He began carrying loads on the lower parts of the mountain in 1988 and reached the summit for the first time on May 10, 1990. Today, he is a world record holder for most Mount Everest summits.

In addition to his mountaineering achievements, Apa is active in climate change education and the conservation of Mount Everest through the Eco Everest clean-up expeditions, which have removed around 14,000 kg of debris and waste from the mountain. Apa is a Climate-for-Life ambassador and has received the World Wildlife Foundation’s prestigious “Leaders for a Living Planet” award.



Apa Sherpa is a remarkable mountain guide who has taken 21 successful expeditions to the summit of Mount Everest without losing a single life.



If Apa could have planned his life differently, though, he says that he would gladly have given up his world record for a good education and a career as a medical doctor. That is why education for the children of Nepal is Apa’s top priority. In 2010, Apa founded the Apa Sherpa Foundation with the help of his best friend Jerry Mika. The Apa Sherpa Foundation works for the children of Nepal’s right to an education.

At Thule we are proud to support The Apa Sherpa Foundation with school-lunch programs and other activities for the kids in Thame. In addition, we have enabled the award-winning Canadian adventure film crew Sherpas Cinema to produce a movie about Apa and his mission, “Loved by All, the Story of Apa Sherpa”, which premiered at the Banff Mountain Film Festival 2017.



APA SHERPA IN SHORT	
1988 Began carrying loads on Everest	2010 Founded the Apa Sherpa Foundation
1990 Reached the summit for the first time	2013 Received an honorary doctorate
21 Apa has reached the summit 21 times	14,000 14,000 kg of garbage has been removed from the mountain by the Eco Everest clean up expeditions



Visit www.thule.com and discover Thule's wide range of products for an active lifestyle, from bike racks and roof boxes to strollers, luggage and backpacks.



Roof Racks/Thule Evo Line-up - Technical Specifications



Roof type	Normal roof		Fixed points		Flush rails	Roof rails	Rain gutter	Roof rails	
Name	Thule Evo Clamp	Thule Rapid System	Thule Rapid System	Thule Rapid System	Thule Rapid System	Thule Evo Raised Rail	Thule	Thule Smartrack	Thule Smartrack
SKU No	710500	754	753	751	753	710400	951/9512	784-785	794-795
Load capacity	75 kg*	75 kg*	100 kg*	100 kg*	75 kg*	100 kg*	100 kg*	75 kg*	75 kg*
Foot height	9.6 cm	9.6 cm	7.2 cm	10.5 cm	7.2 cm	8.4 cm	15 cm	7.5 cm	7.5 cm
Locks included	•	•	•	•	•	•	Yes, with accessory 527	Lockable with special tool	Lockable with special tool
Fits Thule WingBar Evo	•	•	•	•	•	•	9512	•	•
Fits Thule SlideBar	•	•	•	•	•	•	9512	•	•
Fits Thule SquareBar	•	•	•	•	•	•	•	•	•
Fits Thule ProBar	•	•	•	•	•	•	9512	•	•
Fitting kit needed	•	•	•	•	•	•	•	•	•
TÜV approved	•	•	•	•	•	•	•	•	•
Fulfills City Crash norms	•	•	•	•	•	•	•	•	•
Miscellaneous						Fits railing sizes between 15-67 mm	Also available for cars with raised roof, foot packs 952/9522 and 953/9531	Fits railing sizes between 18-50 mm	Fits railing sizes between 18-50 mm

*Depending on load capacity of car/fit kit

Roof Racks/Thule Edge Line-up - Technical Specifications



Roof type	Fixed points/Flush rails	Roof rails
Name	Thule WingBar Edge	Thule WingBar Edge
SKU No	959X/959XB	958X/958XB
Load capacity	75 kg*	75 kg*
T-track (20x20 mm)	•	•
Foot height	5.9 cm	4.1 cm
Locks included	•	•
Fitting kit needed	•	•
TÜV approved	•	•
Fulfills City Crash norms	•	•
Miscellaneous		Fits railing sizes between 25-60 mm

*Depending on load capacity of car/fit kit

Roof Racks/Load bars - Technical Specifications



Name	Thule WingBar Evo	Thule SquareBar	Thule SlideBar	Thule ProBar
SKU No	711X/711XB	712X	89X	39X
Load capacity	100 kg	100 kg	90 kg	100 kg
T-track (20x20 mm)	•	•	•	•
TÜV approved	•	•	•	•
Fulfills City Crash norms	•	•	•	•

Roof-mounted Bike Racks - Technical Specifications



Name	Thule UpRide	Thule ProRide	Thule FreeRide	Thule ThruRide	Thule OutRide
SKU No	599	598	532	565	561
Load capacity	20 kg	20 kg	17 kg	17 kg	17 kg
Product dimensions (L x W x H)	163 x 31,5 x 10,5 cm	145 x 32 x 9 cm	149 x 21 x 8 cm	135 x 15 x 10 cm	137 x 22 x 8 cm
Product weight	7.7 kg	4.2 kg	3.5 kg	2.7 kg	2.5 kg
Fits frame dimensions	All	Round frame 22-80 mm Oval frame max 80x100 mm	Round frame 22-70 mm Oval frame max 65x80 mm	All	All
Fits wheel dimensions	Up to 3" 3-5" with accessory 5991	Up to 3" 3-5" with accessory 5981	Up to 3"	Up to 3"	Up to 3"
Thru-axle compatible	All	All	All	12-20 mm	20 mm 15x100 mm with accessory 5611 15x110 mm with accessory 5612 12x110 mm with accessory 5613
Fits roof racks with 20x20 mm T-tracks	•	•	•	•	•
Fits roof racks with 24x30 mm T-tracks	Yes, with accessory 8891	Yes, with accessory 8891	Yes, with accessory 8893	Yes, with accessory 8894	Yes, with accessory 8893
Fits square bar roof racks	Yes, with accessory 8898	Yes, with accessory 8895	•	•	•
One-Key System compatible	•	•	•	•	•
Lockable bike to rack/ rack to vehicle	•	•	•	•	•
Fulfills City Crash norms	•	•	•	•	•

Towbar-mounted Bike Racks - Technical Specifications



Name	Thule EasyFold XT		Thule VeloSpace XT		Thule VeloCompact		Thule EuroRide		Thule RideOn	
SKU No	933	934	938	939	925	927	941	943	9502	9503
Max number of bikes	2	3	2 (3 with accessory 9381)	3 (4 with accessory 9381)	2	3 (4 with accessory 9261)	2	3	2	3
Load capacity	60 kg	60 kg	60 kg	60 kg	46 kg	60 kg	36 kg	45 kg	30 kg	45 kg
Max bike weight	30 kg	30 kg	30 kg	30 kg	25 kg	25 kg	20 kg	20 kg	15 kg	15 kg
Product dimensions (L x W x H)	63 x 123 x 68 cm (63 x 31 x 68 cm folded)	83 x 123 x 86 cm (83 x 31 x 86 cm folded)	69 x 135 x 79 cm (74 x 135 x 25 cm bike frame folded)	73 x 135 x 79 cm (73 x 135 x 31 cm bike frame folded)	56 x 130 x 76 cm (66 x 106 x 30 cm bike frame folded)	74 x 126 x 80 cm (74 x 103 x 35 cm bike frame folded)	58 x 105 x 75 cm (67 x 105 x 25 cm bike frame folded)	75 x 105 x 75 cm (75 x 105 x 25 cm bike frame folded)	57 x 106 x 70 cm (57 x 106 x 25 cm bike frame folded)	77 x 106 x 70 cm (77 x 106 x 25 cm bike frame folded)
Product weight	17.9 kg	23.1 kg	18.6 kg	20.6 kg	14.1 kg	18.9 kg	14 kg	17 kg	9 kg	12 kg
Fits frame dimensions	22-80 mm	22-80 mm	22-80 mm	22-80 mm	22-80 mm	22-80 mm	20-70 mm	20-70 mm	All	All
Detachable frame holders	•	•	•	•	•	•				
Wheel distance	22 cm	22/19 cm	25 cm	19 cm	19 cm	19 cm	17 cm	17 cm	19 cm	19 cm
Wheel mounting on adjustable holders	Pump buckles		Pump buckles		Pump buckles		Adjustable straps		Adjustable straps	
Tilt function, with bikes	Foot pedal		Foot pedal		Foot pedal		Hand operated		Hand operated	
Loading ramp	Yes, with accessory 9334		Yes, with accessory 9172		Yes, with accessory 9152					
Fits cars with exterior spare tyre				Yes, with accessory 9394	Yes, with accessory 9241					
Rear lights	•	•	•	•	•	•	•	•	•	•
Power connector	13-pin (7-pin with adapter 9906)		13-pin (7-pin with adapter 9906)		7-pin (13-pin with adapter 9907)		7-pin (13-pin with adapter 9907)		7-pin (13-pin with adapter 9907)	
One-Key System compatible	•	•	•	•	•	•	•	•		
Lockable bike to rack	•	•	•	•	•	•	Yes, with accessory 526/527/528		Yes, with accessory 538	
Lockable rack to vehicle	•	•	•	•	•	•	•	•	Yes, with accessory 957	
EuroBe approved	•	•	•	•	•	•				
Fulfills City Crash norms	•	•	•	•	•	•	•	•	•	•

Towbar-mounted Bike Racks - Technical Specifications



Name	Thule HangOn			Thule Xpress
SKU No	972	974	9708	970
Max number of bikes	3	3	4	2
Load capacity	45 kg	45 kg	60 kg	30 kg
Max bike weight	15 kg	15 kg	15 kg	15 kg
Product dimensions (L x W x H)	55 x 48 x 77 cm (16 x 48 x 81 cm folded)	54 x 47 x 76 cm (20 x 47 x 81 cm folded)	64 x 47 x 90 cm (32 x 43 x 84 cm folded)	35 x 52 x 74 cm (14 x 52 x 72 cm folded)
Product weight	7.2 kg	7.2 kg	10.3 kg	4.3 kg
Fits frame dimensions	All sizes down to 20" junior bikes			All sizes down to 20" junior bikes
Tilt function, without bikes	Hand operated		Hand operated	
Rear lights	Yes, with accessory 976			Yes, with accessory 976
Lockable bike to rack	Yes, with accessory 538			Yes, with accessory 538
Lockable rack to vehicle	Yes, with accessory 957			Yes, with padlock
Fulfills City Crash norms	•	•	•	•

Rear Door-mounted Bike Racks - Technical Specifications



Name	Thule RaceWay		Thule BackPac	Thule ClipOn High		Thule ClipOn		Thule FreeWay
SKU No	991	992	973	9105	9106	9103	9104	968
Max number of bikes	2	3	2 (3 with adapter 973-23, 4 with 973-23 + 973-24)	2	2	3	3	3
Load capacity	30 kg	45 kg	60 kg	30 kg	30 kg	45 kg	45 kg	45 kg
Max bike weight	15 kg	15 kg	15 kg	15 kg	15 kg	15 kg	15 kg	15 kg
Product dimensions (L x W x H)	72 x 61 x 100 cm (20 x 61 x 58 cm folded)	87 x 61 x 100 cm (21 x 61 x 67 cm folded)	75 x 141 x 154 cm (45 x 97 x 154 cm folded)	63 x 144 x 97 cm (24 x 97 x 116 cm folded)	69 x 143 x 112 cm (24 x 97 x 126 cm folded)	77 x 57 x 97 cm (17 x 57 x 106 cm folded)	82 x 57 x 116 cm (18 x 57 x 117 cm folded)	82 x 56 x 78 cm (21 x 56 x 113 cm folded)
Product weight	10 kg	10.6 kg	15 kg	11.5 kg	12.5 kg	6.1 kg	7.1 kg	5.1 kg
Fits frame dimensions	All		22-80 mm	22-80 mm	22-80 mm	All		All
Detachable frame holders			•	•	•			
Fits wheel dimensions	All		Up to 3"	Up to 3"		All		All
One-Key System compatible	•	•	•	•	•			
Lockable bike to rack	•	•	•	•	•	Yes, with accessory 538		Yes, with accessory 538
Lockable rack to vehicle	•	•	Yes, with accessory 567	•	•			
Boot access with rack mounted	•	•	•	•	•	•	•	•
Fulfills City Crash norms	•	•	•	•	•	•	•	•

See the Thule Buyer's Guide or www.thule.com for details regarding fit to different car models.

Roof Boxes - Technical Specifications



Name	Thule Excellence XT XL	Thule Dynamic L	Thule Dynamic M	Thule Motion XT Alpine	Thule Motion XT XXL	Thule Motion XT XL	Thule Motion XT L	Thule Motion XT M	Thule Motion XT Sport
SKU No	6119B Black Glossy/ Titan Metallic	6129B Black Glossy	6128B Black Glossy	6295B Black Glossy	6299B Black Glossy	6298B Black Glossy	6297B Black Glossy	6292B Black Glossy	6296B Black Glossy
Colour	6119T Titan Metallic/ Black Glossy	6129T Titan Glossy	6128T Titan Glossy	6295T Titan Glossy	6299T Titan Glossy	6298T Titan Glossy	6297T Titan Glossy	6292T Titan Glossy	6296T Titan Glossy
Volume	470 L	430 L	320 L	450 L	610 L	500 L	450 L	400 L	300 L
Product dimensions (L x W x H)	218 x 94 x 40 cm	235 x 94 x 35 cm	206 x 84 x 34 cm	232 x 95 x 35 cm	232 x 95 x 47 cm	215 x 91.5 x 44 cm	195 x 89 x 44 cm	175 x 86.5 x 46 cm	189 x 67.6 x 43 cm
Internal dimensions (L x W x H)	205 x 85 x 35	226 x 85 x 28	198 x 75 x 27	222 x 85 x 30	222 x 84 x 41	200 x 80 x 38	182 x 80 x 36	164 x 76 x 40	177 x 57 x 37
Load capacity	75 kg	75 kg	75 kg	75 kg	75 kg	75 kg	75 kg	75 kg	75 kg
Product weight	28 kg	22 kg	18 kg	25 kg	25.5 kg	23.5 kg	20 kg	17.5 kg	16 kg
Mounting system	PowerClick	PowerClick		PowerClick					
Locking system	Central lock	Central lock		SlideLock					
Box opening	DualSide	DualSide		DualSide					
Load capacity Skis	5-7	5-7	4-6	5-7	5-7	5-7	5-7	4-6	3-5
Load capacity Snowboards	3-5	3-5	3-4	3-5	3-5	3-5	3-5	3-4	3-4
Max length of skis	200 cm	205 cm	180 cm	215 cm	215 cm	200 cm	180 cm	155 cm	175 cm
Ski rack	Yes, with adapter 6949	Yes, with adapter 6949	Yes, with adapter 6948	Yes, with adapter 6949	Yes, with adapter 6949	Yes, with adapter 6949	Yes, with adapter 6948	Yes, with adapter 6948	Yes, with adapter 6946
Fits Thule WingBar Evo	•	•	•	•	•	•	•	•	•
Fits Thule SlideBar	Yes, with adapter 6976	Yes, with adapter 6976		Yes, with adapter 6976					
Fits Thule SquareBar	•	•	•	•	•	•	•	•	•
TÜV/GS approved	•	•	•	•	•	•	•	•	•
Fulfils City Crash norm	•	•	•	•	•	•	•	•	•

Roof Boxes - Technical Specifications



Name	Thule Force XT Alpine	Thule Force XT XL	Thule Force XT L	Thule Force XT M	Thule Force XT S	Thule Force XT Sport	Thule Touring L	Thule Touring M
SKU No	6355B Black Aeroskin	6358B Black Aeroskin	6357B Black Aeroskin	6352B Black Aeroskin	6351B Black Aeroskin	6356B Black Aeroskin	6348T Titan Aeroskin	6342T Titan Aeroskin
Volume	420L	500L	450L	400L	300 L	300 L	420 L	400 L
Product dimensions (L x W x H)	230 x 70 x 42,5 cm	210 x 86 x 44 cm	190 x 84 x 46 cm	175 x 82 x 45.5 cm	139 x 89.5 x 39 cm	190 x 63 x 42.5 cm	196 x 78 x 43 cm	175 x 82 x 45 cm
Internal dimensions (L x W x H)	218 x 59 x 37	197 x 75 x 39	177 x 73 x 41	162 x 71 x 40	127 x 78 x 34	179 x 52 x 37	190 x 73 39	170 x 77 39
Load capacity	75 kg	75 kg	75 kg	75 kg	75 kg	75 kg	50 kg	50 kg
Product weight	19,4 kg	21.3 kg	18.7 kg	16.4 kg	14.3 kg	14.7 kg	15 kg	13 kg
Mounting system	PowerClick						FastClick	
Locking system	SlideLock						Central lock	
Box opening	DualSide						DualSide	
Load capacity Skis	3-5	5-7	5-7	4-6	N/A	3-5	4-6	4-6
Load capacity Snowboards	3-4	3-5	3-5	3-4	N/A	3-4	3-4	3-4
Max length of skis	215 cm	195 cm	175 cm	155 cm	-	175 cm	180 cm	155 cm
Ski rack	Yes, with adapter 6947	Yes, with adapter 6948	Yes, with adapter 6948	Yes, with adapter 6948	-	Yes, with adapter 6945	Yes, with adapter 6948	Yes, with adapter 6948
Fits Thule WingBar Evo	•	•	•	•	•	•	•	•
Fits Thule SlideBar	Yes, with adapter 6976						Yes, with adapter 6974	
Fits Thule SquareBar	•	•	•	•	•	•	•	•
TÜV/GS approved	•	•	•	•	•	•	•	•
Fulfils City Crash norm	•	•	•	•	•	•	•	•

Roof Boxes - Technical Specifications



Name	Thule Ranger 500	Thule Ranger 90
SKU No	6035	6011
Colour	Black/Silver	Black/Silver
Volume	260 L	280 L
Product dimensions (L x W x H)	190 x 50 x 30 cm	110 x 80 x 40 cm
Load capacity	50 kg	50 kg
Product weight	11 kg	7 kg
Mounting system	Easy-Snap	Easy-Snap
Box opening	Single-Side	Single-Side
Foldable for easy storage	•	•
Central lock	•	•
Load capacity Skis	3-4	
Load capacity Snowboards	2-3	
Max length of skis	185 cm	
Ski rack		
Fits Thule WingBar Evo	•	•
Fits Thule SlideBar	Yes, with adapter 697-1	Yes, with adapter 697-1
Fits Thule SquareBar	•	•
TÜV/GS approved	•	•
Fulfills City Crash norm	•	•

Roof Baskets - Technical Specifications



Name	Thule Trail	Thule Canyon XT
SKU No	823	824
Product dimensions (L x W x H)	135 x 90 x 18 cm	160 x 100 x 18 cm
Locks included	•	•
Fits Thule WingBar Evo	•	•
Fits Thule SlideBar	•	•
Fits Thule SquareBar	•	•
TÜV/GS approved	•	•
Fulfills City Crash norms	•	•
Miscellaneous	Points of attachment adjustable to the roof rack in length	Points of attachment adjustable to the roof rack in length

Rear-mounted Cargo - Technical Specifications



Name	Thule BackSpace XT	Thule EasyBase	Thule BackUp	Thule EasyBag
SKU No	9383	949	900	9484
Volume	300 L		420 L	315 L
Product dimensions (L x W x H)	137 x 46,5 x 68 cm (137 x 46,5 x 23,5 cm folded)	120 x 60 x 78 cm	147 x 57 x 70 cm	110 x 55 x 53 cm
Load capacity	50 kg	45 kg	50 kg	
Product weight	8.6 kg	15 kg	14 kg	4 kg
Fulfills City Crash norm	•	•	•	•
Rear lights		•		
Power connector		7-pin (13-pin with adapter 9907)		
Miscellaneous	Easily fitted straight onto the Thule VeloSpace XT towbar-mounted bike rack	Rear lights. Locks bike rack to car with accessory 957		

Water Sport Racks - Technical Specifications



Name	Thule Hull-a-Port Aero	Thule Hull-a-Port XT	Thule Hullavator Pro	Thule K-Guard	Thule DockGrip	Thule DockGlide	Thule Kayak Support
SKU No	849	848	898	840	895	896	520-1
Main load type	Kayak	Kayak	Kayak	Kayak	Kayak	Kayak	Kayak
Load capacity	1 kayak (max 35 kg)	2 kayak (max 45 kg)	1 kayak (max 35 kg)	1 kayak (max 45 kg)	1 kayak (max 40 kg)	1 kayak (max 35 kg)	2 kayaks (max 50 kg)
Length of strap	2 x 400 cm	2 x 400 cm	2 x 440 cm	2 x 400 cm	2 x 400 cm	2 x 400 cm	2 x 275 cm
Rubber protection for buckle	•	•	•	•	•	•	
Fits other crafts	-	-	-	-	SUP	-	-
Lock	•	•	•	•	Yes, with accessory 841	Yes, with accessory 841	Yes, with accessory 841
Fits Thule WingBar Evo, Thule SlideBar & Thule ProBar	•	Thule WingBar Evo and Thule ProBar	Only Thule ProBar	•	•	•	•
Fits Thule SquareBar	Yes, with accessory 8897	•		Yes, with accessory 8897	Yes, with accessory 8897	Yes, with accessory 8897	•
Fulfills City Crash norms	•	•	•	•	•	•	•



Name	Thule Portage	Thule SUP Taxi XT	Thule Board Shuttle	Thule Wave Surf Rack	Thule Sailboard Rack	
SKU No	819	810	811	832	533	833
Main load type	Canoe	SUP/Surf board	SUP/Surf board	Surf board	Sailboard and mast	
Load capacity	1 canoe (max 45 kg)	2 boards (max 25 kg)	2 boards (max 50 kg)	2 surf boards (max 25 kg)	2 sailboards (max 25 kg) + 2 masts (max 6 kg)	
Length of strap	2 x 440 cm		2 x 440 cm	2 x 180 cm	2 x 275 cm	2 x 275 cm
Rubber protection for buckle	•		•	•	•	•
Fits all mast dimensions					•	•
Fits other crafts	Small boat	Fits all types of boards	Fits all types of boards		Surfboards	
Lock	Yes, with accessory 841 or 538	•	Yes, with accessory 841 or 538	Yes, with accessory 841 or 538	Yes, with accessory 841 or 538	
Fits Thule WingBar Evo, Thule SlideBar & Thule ProBar	• ³	• ²	• ³	•		•
Fits Thule SquareBar	•	•	•	•	•	
Fulfills City Crash norms	•	•	•	•	•	•

¹ Fits around the bars and in T-track slot for Thule SlideBar with adapter 881.

² Fits around the bars, not compatible with Thule SlideBar.

³ Fits in T-track slot for Thule WingBar, Thule SlideBar and Thule ProBar with adapter 882.

Winter Sport Racks - Technical Specifications




Name	Thule SnowPack Extender		Thule SnowPack				Thule SkiClick
SKU No	7325	7322	7324	7324B	7326	7326B	7291
Load capacity	35 kg	14 kg	28 kg	28 kg	42 kg	42 kg	7 kg
Load capacity Skis	Up to 5 pair	Up to 2 pair	Up to 4 pair	Up to 4 pair	Up to 6 pair	Up to 6 pair	1 pair (cross country)
Load capacity Snowboards	Up to 2 boards	1 board	Up to 2 boards	Up to 2 boards	Up to 3 boards	Up to 3 boards	
Product dimensions (L x W x H)	77,5 x 7 x 14 cm	37 x 7 x 14 cm	62 x 7 x 10 cm	62 x 7 x 10 cm	87 x 7 x 10 cm	87 x 7 x 10 cm	11 x 9 x 9 cm
Product weight	5.4 kg	2.8 kg	3.8 kg	3.8 kg	4.8 kg	4.8 kg	0.4 kg
Loading width	62.5 cm	25 cm	50 cm	50 cm	75 cm	75 cm	
Extra large push-button	•	•	•	•	•	•	
Room for High Bindings	•	•	•	•	•	•	
Fits roof racks with 20x20 mm T-tracks	•	•	•	•	•	•	•
Fits roof racks with 24x30 mm T-tracks	Yes, with accessory 889-6	Yes, with accessory 889-6	Yes, with accessory 889-6	Yes, with accessory 889-6	Yes, with accessory 889-6	Yes, with accessory 889-6	
Fits square bar roof racks	Yes, with accessory 8897	Yes, with accessory 8897	Yes, with accessory 8897	Yes, with accessory 8897	Yes, with accessory 8897	Yes, with accessory 8897	•
One-Key System compatible	•	•	•	•	•	•	
Lockable skis to ski rack/ski rack to vehicle	•	•	•	•	•	•	•
TÜV approved	•	•	•	•	•	•	
Fulfills City Crash norms	•	•	•	•	•	•	•





› Bring your board
Bring your bike
Bring your skis
Bring your gear
Bring your kids
Bring your love
Bring your passion
Bring your dreams
Bring your life



5211900580 English. Local variations in product range may occur and products may be subject to change without further notice. With reservation against possible mistakes in the contents of the catalogue.
Photo: Erik Putssep, Marcel Pabst, Micke Strimmed, Daniel Ahlgren, Karina Szuter, Tobias Geisler, Julian Rohn.
Copyright 2019 Thule Sweden AB.

Thule Sweden AB
Box 69, SE-335 04 Hillerstorp, Sweden.
Tel +46 370-255 00, Fax +46 370-229 08.
www.thule.com

» PART OF THULE GROUP